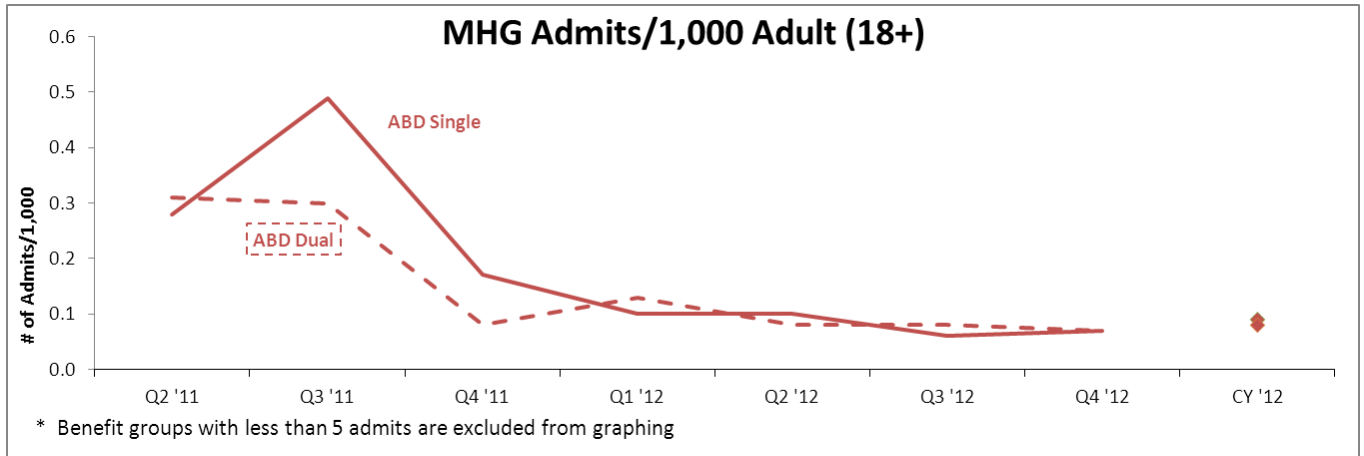
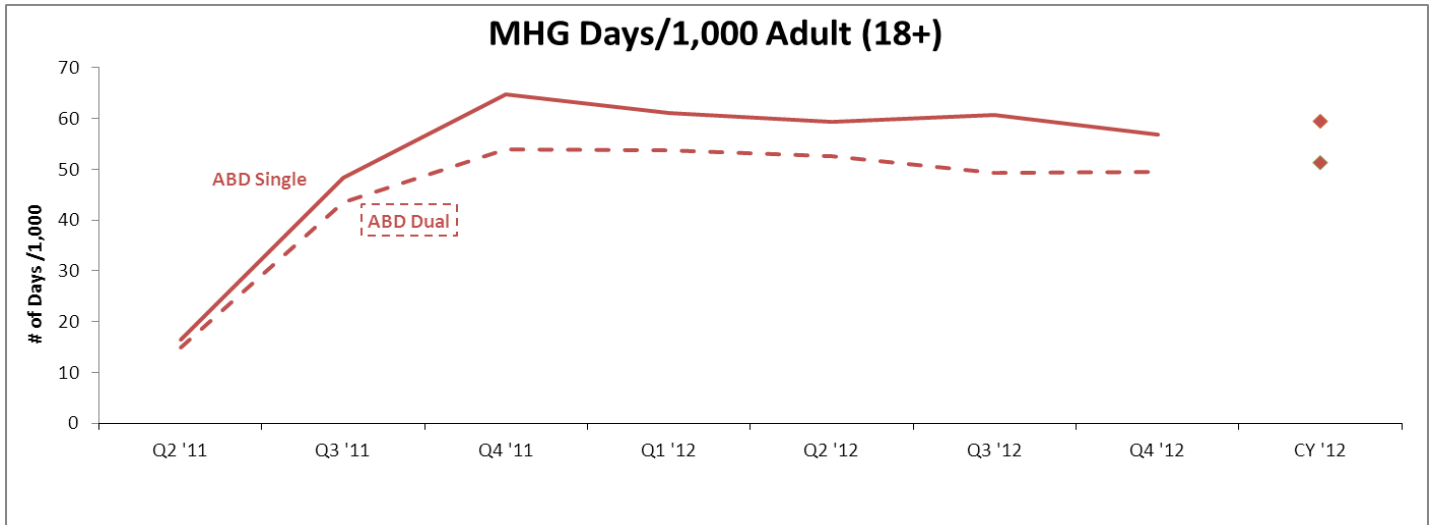


ADULT APPENDIX

MENTAL HEALTH GROUP HOME (MHG): 4A_2

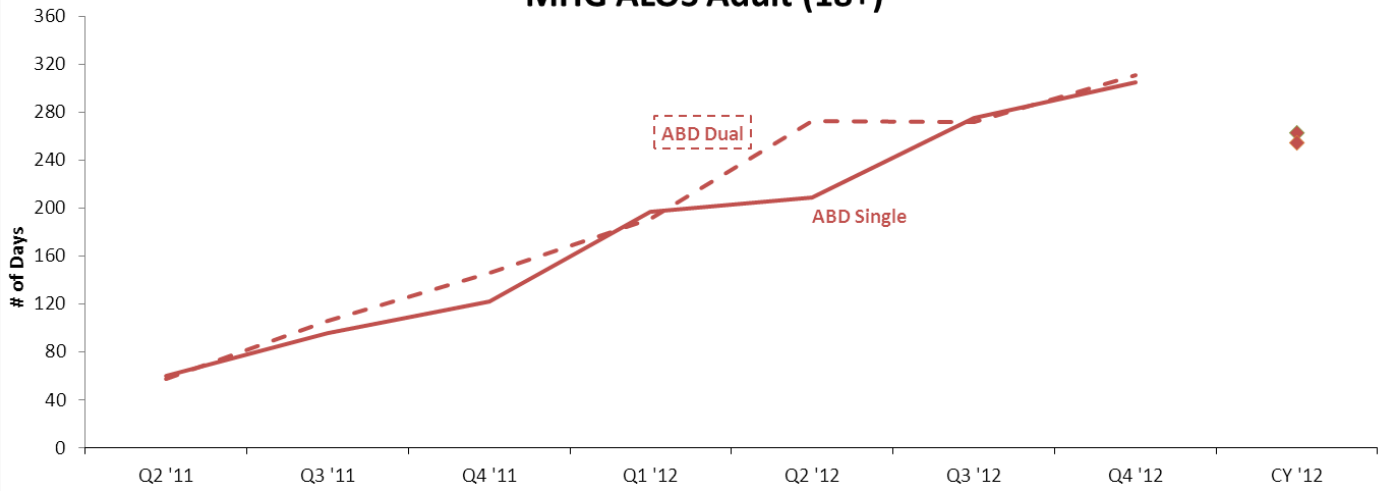


<u>Admits/1,000</u>	Q2 '11	Q3 '11	Q4 '11	Q1 '12	Q2 '12	Q3 '12	Q4 '12	CY '12	<u>Number of Admits</u>	Q2 '11	Q3 '11	Q4 '11	Q1 '12	Q2 '12	Q3 '12	Q4 '12	CY '12
CTOAK	0.00	0.00	0.00	0.00	0.00	0.00	0.00	0.00	CTOAK	-	-	-	-	-	-	-	-
HUSKY A (Family Dual)	0.00	0.00	0.00	0.00	0.00	0.00	0.00	0.00	HUSKY A (Family Dual)	-	-	-	-	-	-	-	-
HUSKY A (Family Single)	0.00	0.00	0.00	0.01	0.00	0.00	0.00	0.00	HUSKY A (Family Single)	-	-	-	3	-	-	-	3
HUSKY B	0.00	0.00	0.00	0.00	0.00	0.00	0.00	0.00	HUSKY B	-	-	-	-	-	-	-	-
HUSKY C (ABD Dual)	0.31	0.30	0.08	0.13	0.08	0.08	0.07	0.09	HUSKY C (ABD Dual)	46	45	12	20	12	12	10	54
HUSKY C (ABD Single)	0.28	0.49	0.17	0.10	0.10	0.06	0.07	0.08	HUSKY C (ABD Single)	26	46	16	9	9	6	7	31
HUSKY C (LTC Dual)	0.02	0.00	0.00	0.00	0.00	0.00	0.00	0.00	HUSKY C (LTC Dual)	1	-	-	-	-	-	-	-
HUSKY C (LTC Single)	0.20	0.00	0.00	0.00	0.00	0.00	0.00	0.00	HUSKY C (LTC Single)	1	-	-	-	-	-	-	-
HUSKY D (MLIA)	0.03	0.01	0.01	0.01	0.00	0.00	0.02	0.01	HUSKY D (MLIA)	6	3	2	2	-	1	5	8
All Benefit Groups				0.03	0.02	0.02	0.02	0.02	All Benefit Groups	80	94	30	34	21	19	22	96



<u>Days/1,000</u>	Q2 '11	Q3 '11	Q4 '11	Q1 '12	Q2 '12	Q3 '12	Q4 '12	CY '12	<u>Number of Cases</u>	Q2 '11	Q3 '11	Q4 '11	Q1 '12	Q2 '12	Q3 '12	Q4 '12	CY '12
CTOAK	0.00	0.00	0.00	0.00	0.00	0.00	0.00	0.00	CTOAK	-	-	-	-	-	-	-	-
HUSKY A (Family Dual)	0.00	0.00	0.00	0.00	0.00	0.00	0.00	0.00	HUSKY A (Family Dual)	-	-	-	-	-	-	-	-
HUSKY A (Family Single)	0.00	0.00	0.14	0.46	0.45	0.34	0.19	0.36	HUSKY A (Family Single)	-	-	1	4	3	2	1	4
HUSKY B	0.00	0.00	0.00	0.00	0.00	0.00	0.00	0.00	HUSKY B	-	-	-	-	-	-	-	-
HUSKY C (ABD Dual)	14.92	43.45	53.96	53.78	52.66	49.28	49.57	51.31	HUSKY C (ABD Dual)	46	90	96	103	101	95	93	137
HUSKY C (ABD Single)	16.54	48.25	64.67	61.05	59.29	60.62	56.87	59.46	HUSKY C (ABD Single)	26	70	79	74	69	70	66	96
HUSKY C (LTC Dual)	0.55	1.67	1.74	1.67	1.67	1.71	1.77	1.70	HUSKY C (LTC Dual)	1	1	1	1	1	1	1	1
HUSKY C (LTC Single)	10.16	0.00	0.00	0.00	0.00	0.00	0.00	0.00	HUSKY C (LTC Single)	1	-	-	-	-	-	-	-
HUSKY D (MLIA)	1.23	2.49	2.44	2.51	1.97	1.25	1.71	1.85	HUSKY D (MLIA)	6	9	10	8	8	5	9	14
All Benefit Groups				13.54	13.02	12.41	12.15	12.78	All Benefit Groups	80	170	187	190	182	173	170	252

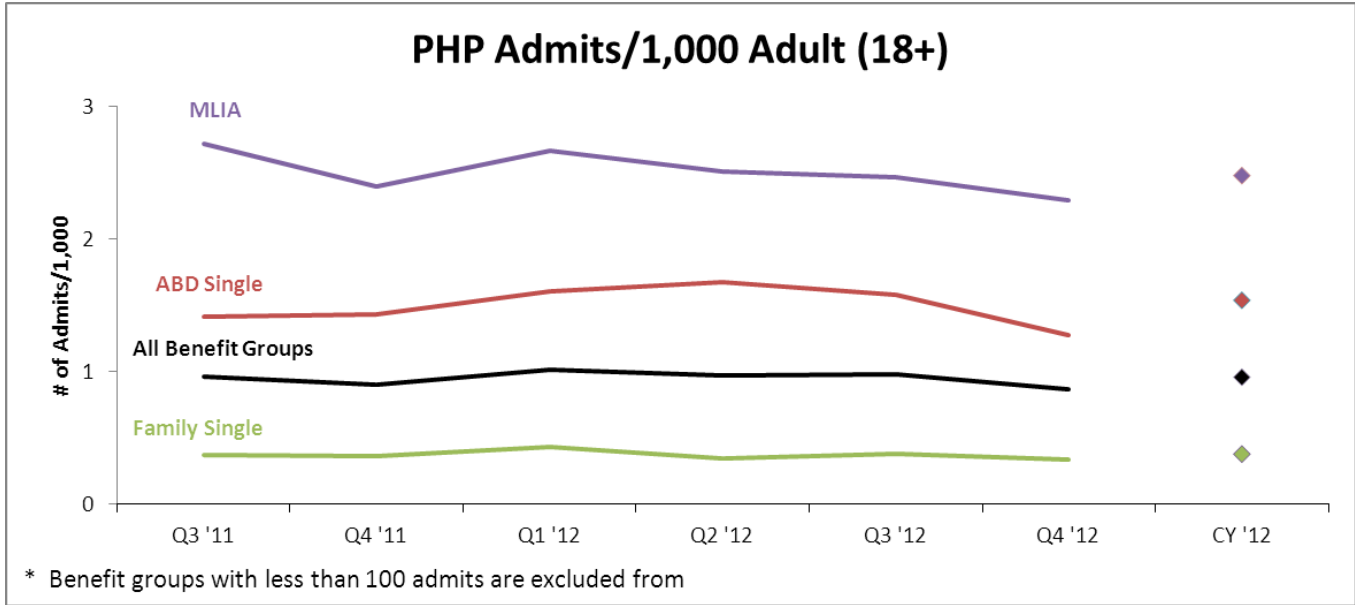
MHG ALOS Adult (18+)



* Benefit groups with less than 5 admits are excluded from graphing

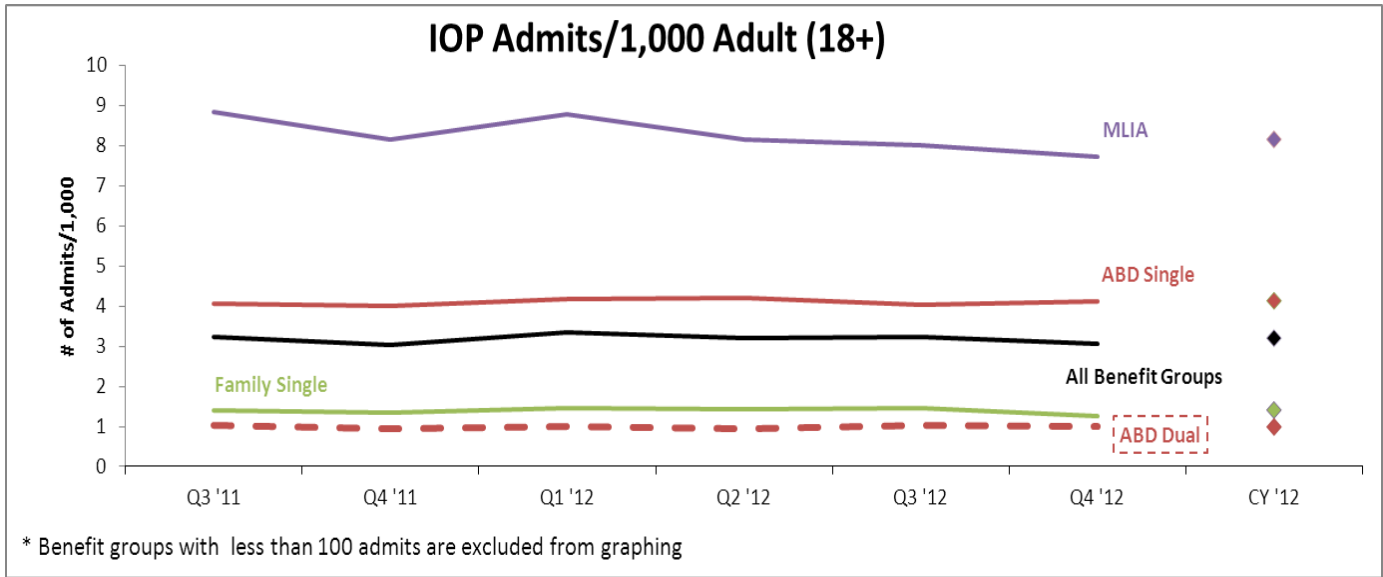
<u>ALOS</u>	Q2 '11	Q3 '11	Q4 '11	Q1 '12	Q2 '12	Q3 '12	Q4 '12	CY '12	<u>Number of Discharges</u>	Q2 '11	Q3 '11	Q4 '11	Q1 '12	Q2 '12	Q3 '12	Q4 '12	CY '12
CTOAK	0.00	0.00	0.00	0.00	0.00	0.00	0.00	0.00	CTOAK	-	-	-	-	-	-	-	-
HUSKY A (Family Dual)	0.00	0.00	0.00	0.00	0.00	0.00	0.00	0.00	HUSKY A (Family Dual)	-	-	-	-	-	-	-	-
HUSKY A (Family Single)	0.00	0.00	0.00	77.00	68.00	185.00	0.00	110.00	HUSKY A (Family Single)	-	-	-	1	1	1	-	3
HUSKY B	0.00	0.00	0.00	0.00	0.00	0.00	0.00	0.00	HUSKY B	-	-	-	-	-	-	-	-
HUSKY C (ABD Dual)	57.00	105.67	145.50	191.14	272.22	271.58	310.73	262.64	HUSKY C (ABD Dual)	1	6	12	14	18	12	15	59
HUSKY C (ABD Single)	60.00	95.43	121.73	196.43	208.60	275.18	305.00	254.35	HUSKY C (ABD Single)	2	7	11	14	5	11	16	46
HUSKY C (LTC Dual)	0.00	0.00	0.00	0.00	0.00	0.00	0.00	0.00	HUSKY C (LTC Dual)	-	-	-	-	-	-	-	-
HUSKY C (LTC Single)	52.00	0.00	0.00	0.00	0.00	0.00	0.00	0.00	HUSKY C (LTC Single)	1	-	-	-	-	-	-	-
HUSKY D (MLIA)	0.00	51.00	178.33	0.00	254.00	183.00	403.50	286.57	HUSKY D (MLIA)	-	1	3	-	4	1	2	7
All Benefit Groups				189.76	250.96	266.16	313.58	256.80	All Benefit Groups	4	14	26	29	28	25	33	115

PARTIAL HOSPITALIZATION (PHP): 4A_2



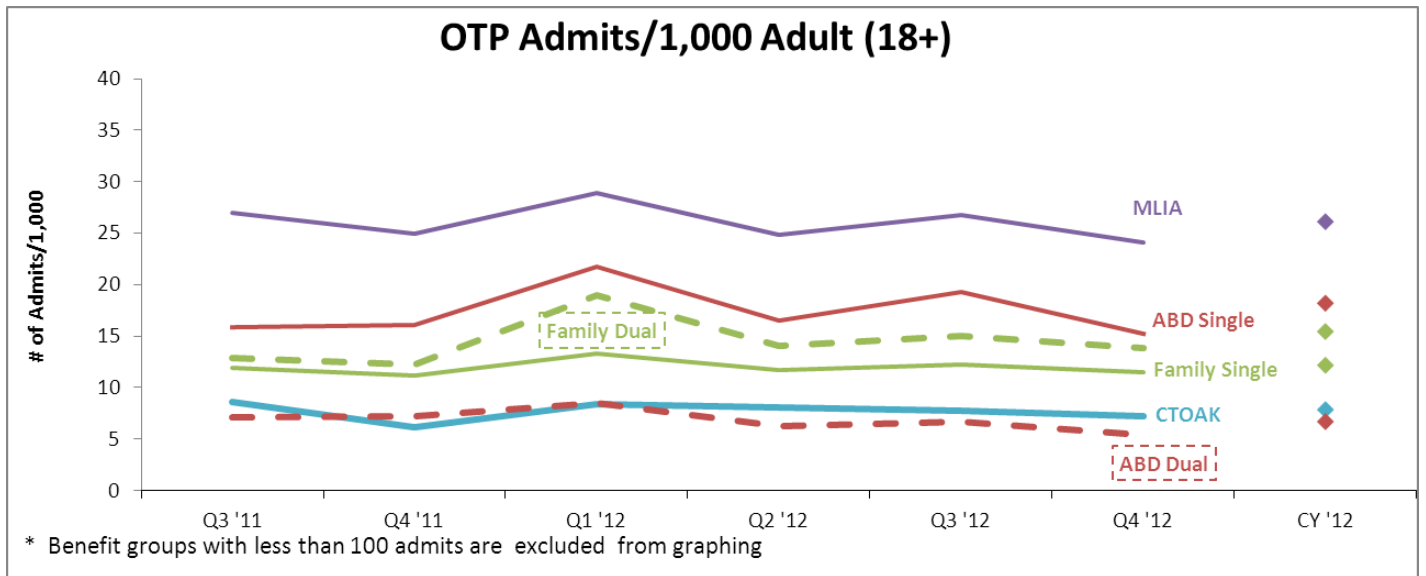
<u>Admits/1,000</u>	Q3 '11	Q4 '11	Q1 '12	Q2 '12	Q3 '12	Q4 '12	CY '12	<u>Number of Admits</u>	Q3 '11	Q4 '11	Q1 '12	Q2 '12	Q3 '12	Q4 '12	CY '12
CTOAK	0.18	0.26	0.14	0.10	0.27	0.11	0.15	CTOAK	5	6	3	2	5	2	12
HUSKY A (Family Dual)	0.23	0.28	0.28	0.61	0.54	0.20	0.41	HUSKY A (Family Dual)	3	4	4	9	8	3	24
HUSKY A (Family Single)	0.37	0.36	0.43	0.35	0.38	0.34	0.38	HUSKY A (Family Single)	175	173	207	170	186	167	730
HUSKY B	0.39	0.41	0.00	0.43	0.00	0.44	0.22	HUSKY B	1	1	-	1	-	1	2
HUSKY C (ABD Dual)	0.17	0.26	0.22	0.26	0.22	0.15	0.21	HUSKY C (ABD Dual)	26	38	33	39	34	22	128
HUSKY C (ABD Single)	1.42	1.43	1.61	1.68	1.58	1.28	1.54	HUSKY C (ABD Single)	132	135	152	157	148	120	577
HUSKY C (LTC Dual)	0.00	0.00	0.00	0.00	0.00	0.00	0.00	HUSKY C (LTC Dual)	-	-	-	-	-	-	-
HUSKY C (LTC Single)	0.00	0.00	0.00	0.00	0.00	0.00	0.00	HUSKY C (LTC Single)	-	-	-	-	-	-	-
HUSKY D (MLIA)	2.72	2.40	2.67	2.51	2.47	2.29	2.48	HUSKY D (MLIA)	688	610	711	692	705	655	2,763
All Benefit Groups	0.96	0.90	1.02	0.97	0.98	0.87	0.96	All Benefit Groups	1,030	967	1,110	1,070	1,086	970	4,236

INTENSIVE OUTPATIENT (IOP): 4A_2



<u>Admits/1,000</u>	Q3 '11	Q4 '11	Q1 '12	Q2 '12	Q3 '12	Q4 '12	CY '12	<u>Number of Admits</u>	Q3 '11	Q4 '11	Q1 '12	Q2 '12	Q3 '12	Q4 '12	CY '12
CTOAK	0.71	0.56	0.66	0.55	0.69	0.33	0.56	CTOAK	20	13	14	11	13	6	44
HUSKY A (Family Dual)	1.52	0.99	1.61	1.56	1.96	1.54	1.67	HUSKY A (Family Dual)	20	14	23	23	29	23	98
HUSKY A (Family Single)	1.39	1.35	1.47	1.44	1.47	1.26	1.41	HUSKY A (Family Single)	655	642	706	698	713	615	2,732
HUSKY B	1.96	1.22	1.26	1.29	1.77	1.32	1.41	HUSKY B	5	3	3	3	4	3	13
HUSKY C (ABD Dual)	1.04	0.95	1.01	0.94	1.02	1.00	0.99	HUSKY C (ABD Dual)	154	139	150	142	156	151	599
HUSKY C (ABD Single)	4.06	4.01	4.18	4.20	4.04	4.11	4.13	HUSKY C (ABD Single)	378	379	395	391	379	384	1,549
HUSKY C (LTC Dual)	0.00	0.02	0.00	0.00	0.00	0.00	0.00	HUSKY C (LTC Dual)	-	1	-	-	-	-	-
HUSKY C (LTC Single)	0.19	0.00	0.00	0.00	0.00	0.00	0.00	HUSKY C (LTC Single)	1	-	-	-	-	-	-
HUSKY D (MLIA)	8.84	8.14	8.76	8.15	8.01	7.73	8.15	HUSKY D (MLIA)	2,237	2,070	2,332	2,248	2,290	2,214	9,084
All Benefit Groups	3.24	3.04	3.33	3.19	3.22	3.06	3.20	All Benefit Groups	3,470	3,261	3,623	3,516	3,584	3,396	14,119

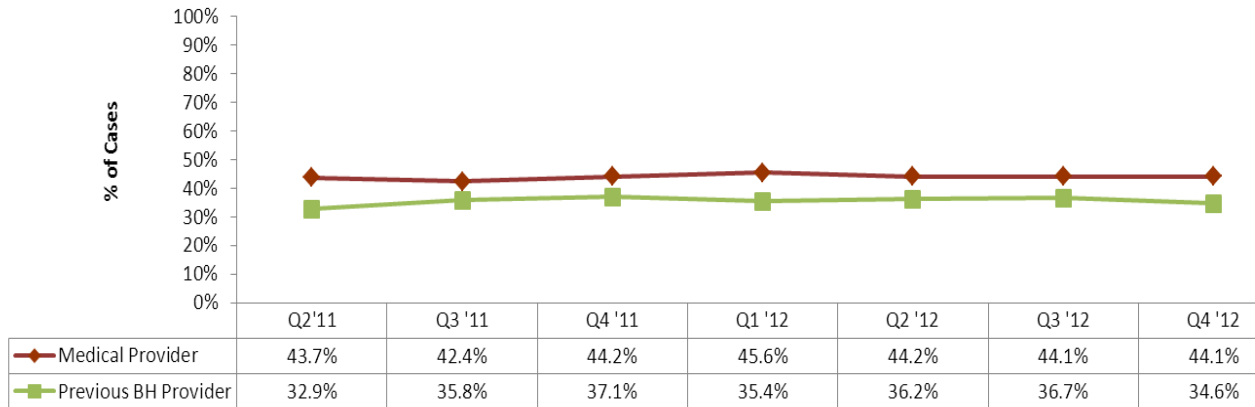
OUTPATIENT (OTP): 4A_2



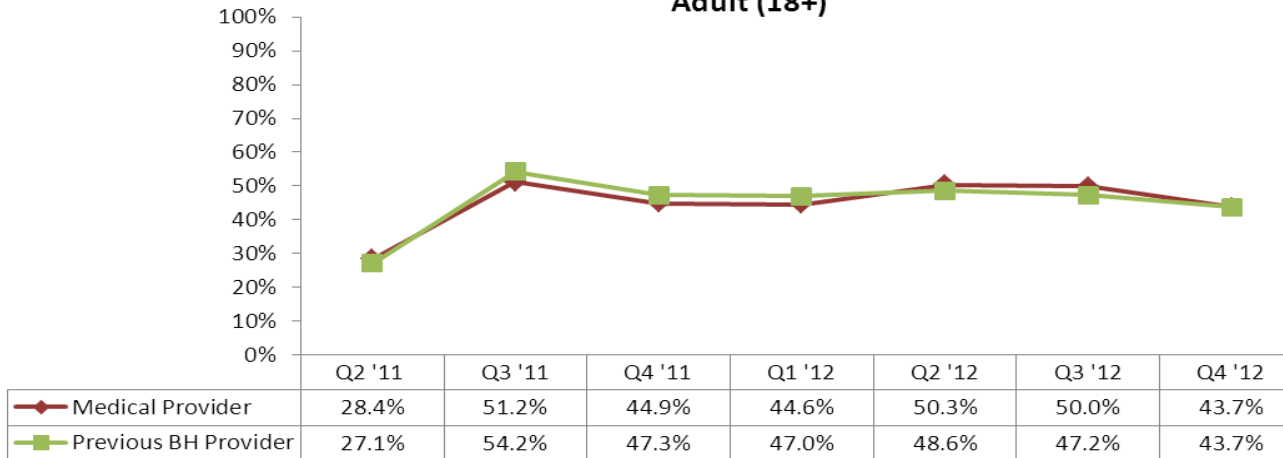
<u>Admits/1,000</u>	Q3 '11	Q4 '11	Q1 '12	Q2 '12	Q3 '12	Q4 '12	CY '12	<u>Number of Admits</u>	Q3 '11	Q4 '11	Q1 '12	Q2 '12	Q3 '12	Q4 '12	CY '12
CTOAK	8.56	6.11	8.36	8.05	7.76	7.17	7.86	CTOAK	240	143	177	160	146	130	613
HUSKY A (Family Dual)	12.87	12.26	18.98	14.06	15.03	13.88	15.45	HUSKY A (Family Dual)	169	174	271	207	222	208	908
HUSKY A (Family Single)	11.89	11.18	13.30	11.73	12.21	11.45	12.17	HUSKY A (Family Single)	5,593	5,316	6,396	5,682	5,929	5,580	23,587
HUSKY B	10.18	8.57	10.91	12.94	11.08	9.66	11.15	HUSKY B	26	21	26	30	25	22	103
HUSKY C (ABD Dual)	7.14	7.24	8.47	6.23	6.68	5.44	6.70	HUSKY C (ABD Dual)	1,062	1,055	1,257	942	1,017	824	4,040
HUSKY C (ABD Single)	15.86	16.08	21.75	16.47	19.32	15.21	18.20	HUSKY C (ABD Single)	1,477	1,521	2,054	1,535	1,811	1,422	6,822
HUSKY C (LTC Dual)	0.25	0.34	0.15	0.20	0.52	0.31	0.29	HUSKY C (LTC Dual)	14	18	8	11	28	16	63
HUSKY C (LTC Single)	6.10	3.76	4.76	5.76	6.56	7.05	5.94	HUSKY C (LTC Single)	32	23	28	29	32	31	120
HUSKY D (MLIA)	27.01	24.98	28.94	24.82	26.75	24.12	26.12	HUSKY D (MLIA)	6,832	6,356	7,705	6,846	7,648	6,910	29,109
All Benefit Groups			16.47	14.03	15.16	13.64	14.82	All Benefit Groups	15,445	14,627	17,922	15,442	16,858	15,143	65,365

Routine Outpatient, Methadone Maintenance and Ambulatory Detox: 18A-C

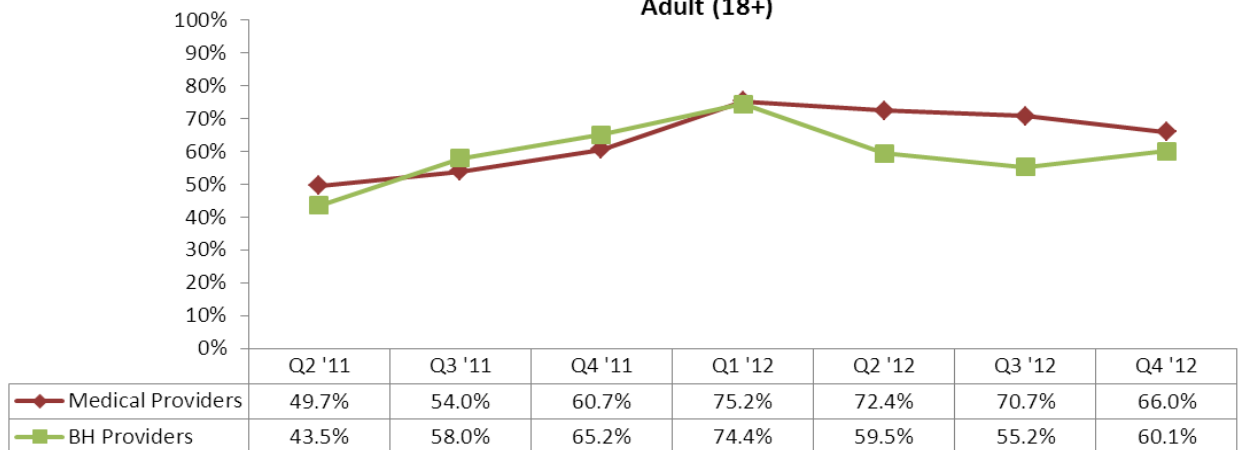
**18A OTP: Provider Obtained Consent to Contact Other Providers:
Percent of Cases
Adult (18+)**



**18B MET - Provider Obtained Consent to Contact Other Providers:
Percent of Cases
Adult (18+)**

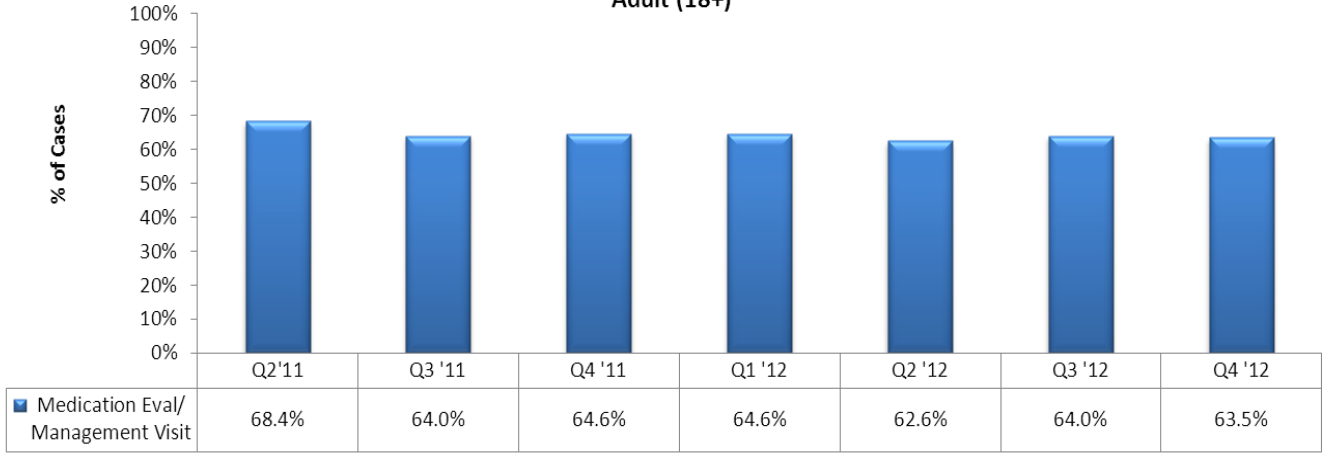


**18C AMD - Provider Obtained Consent to Contact Other Providers:
Percent of Cases
Adult (18+)**

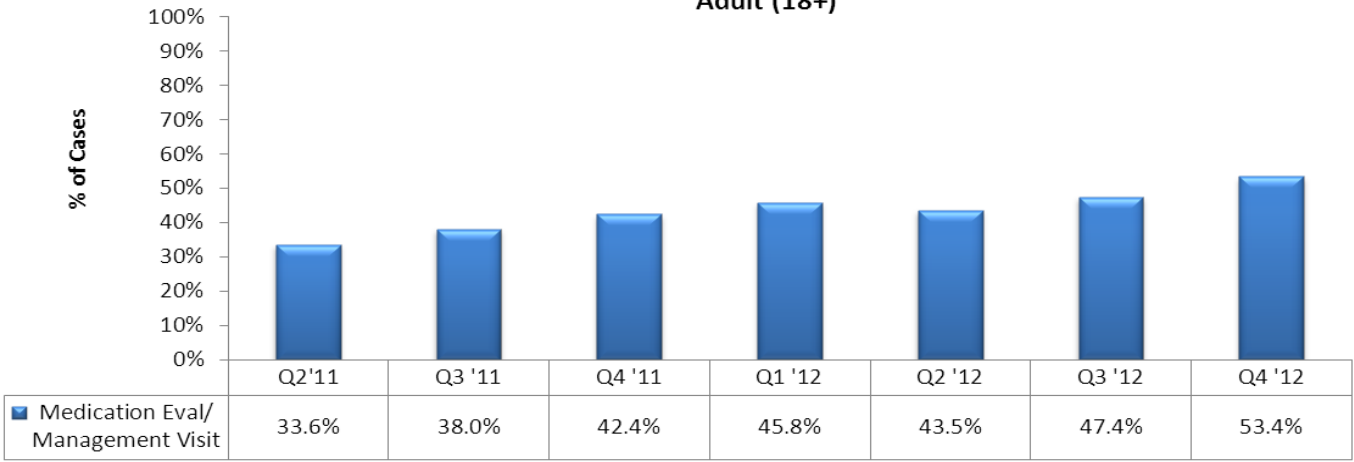


\

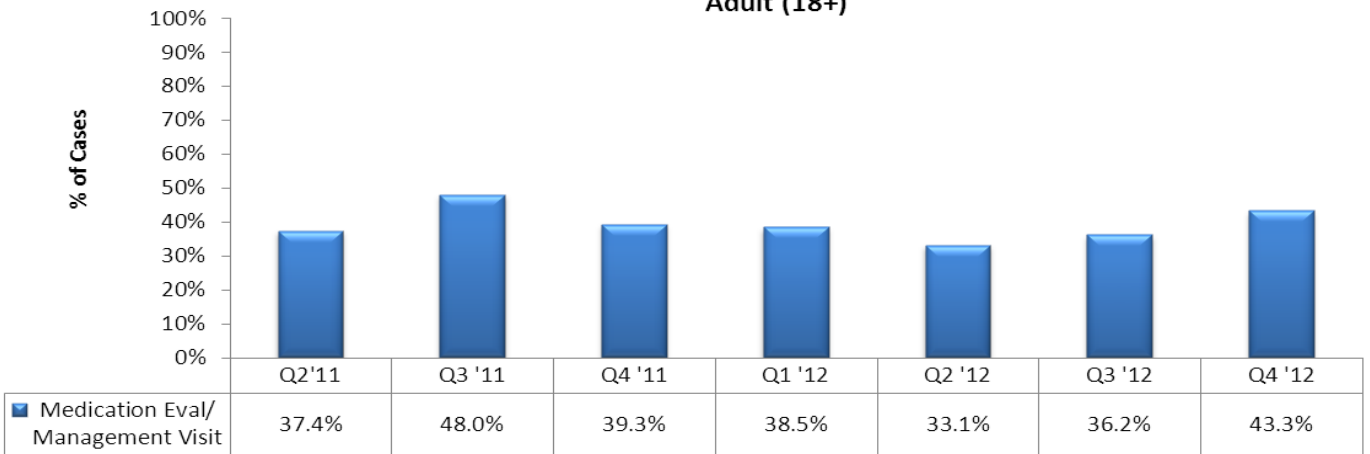
**18A OTP - Provider Indicated Need for Medication Eval/Management Visit:
Percent of Cases
Adult (18+)**



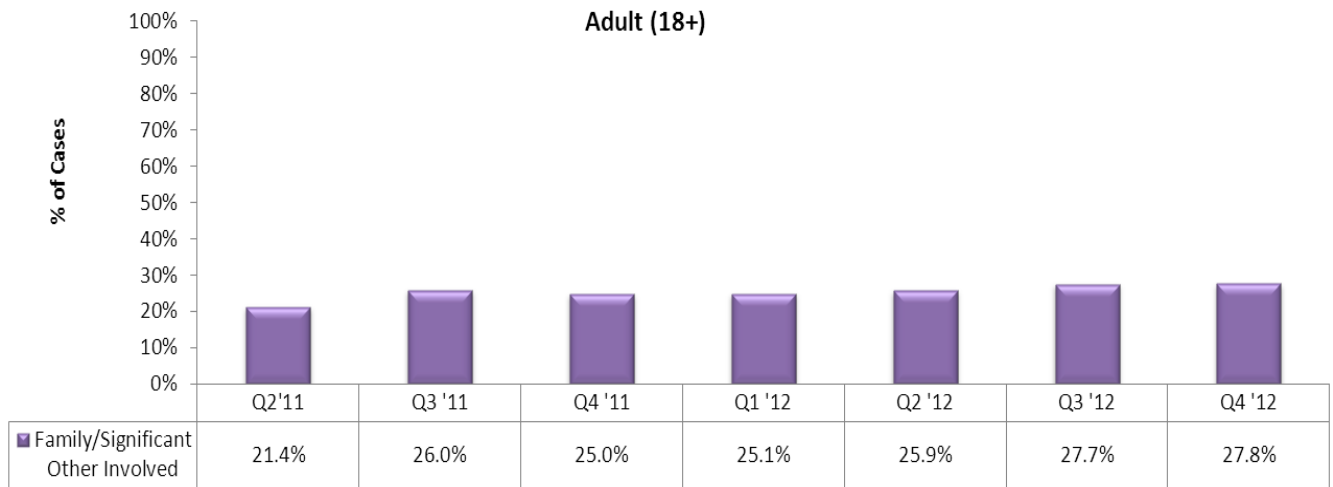
**18B MET - Provider Indicated Need for Medication Eval/Management Visit:
Percent of Cases
Adult (18+)**



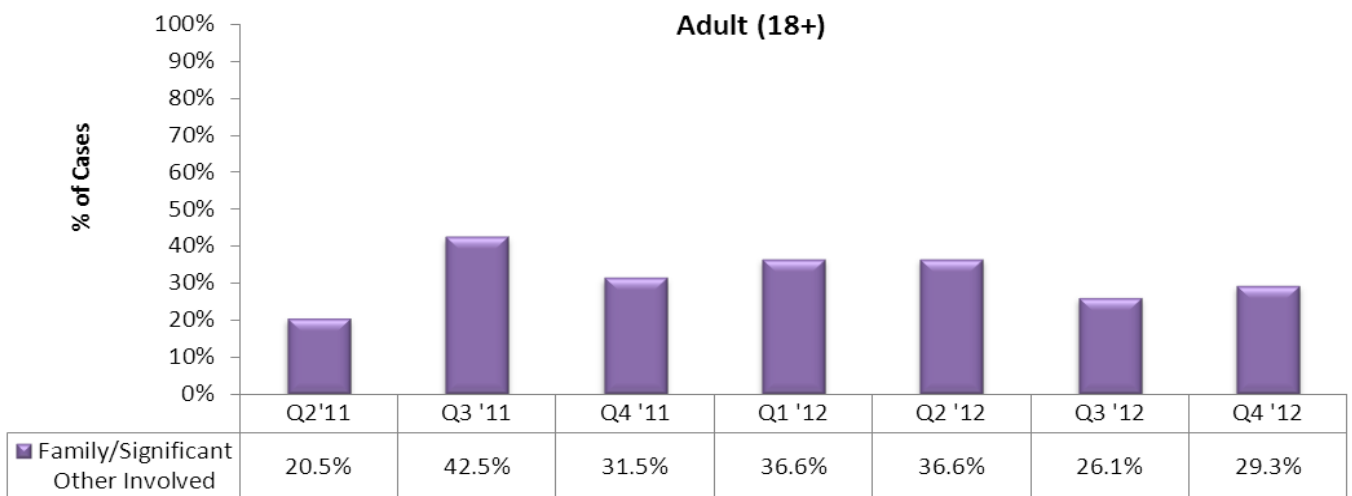
**18C AMD - Provider Indicated Need for Medication Eval/Management Visit:
Percent of Cases
Adult (18+)**



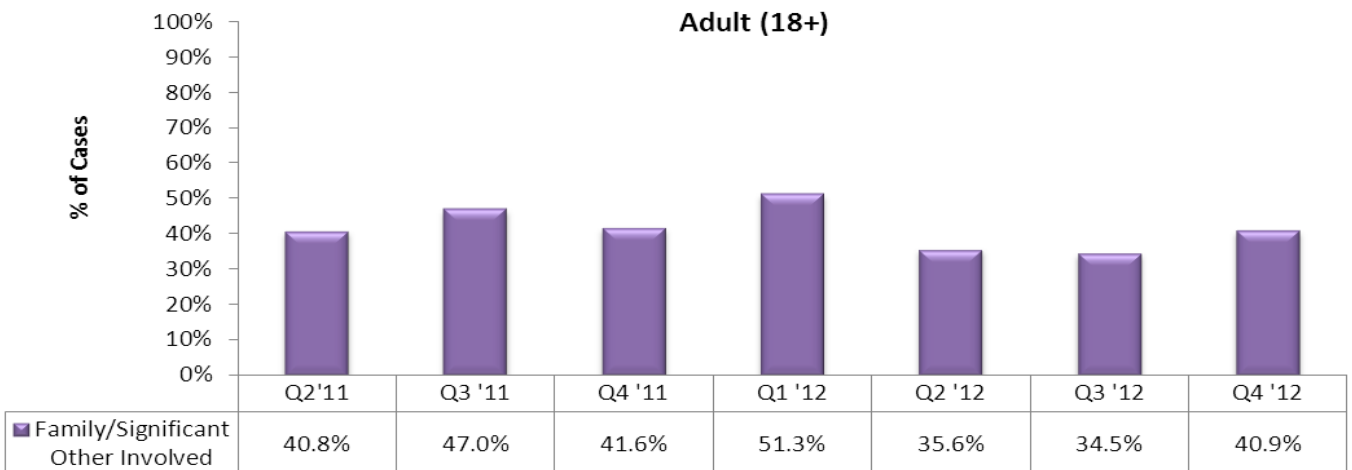
**18A OTP - Provider Indicated Family/Significant Other is Involved
in Members Treatment/Recovery Plan:
Percent of Cases
Adult (18+)**



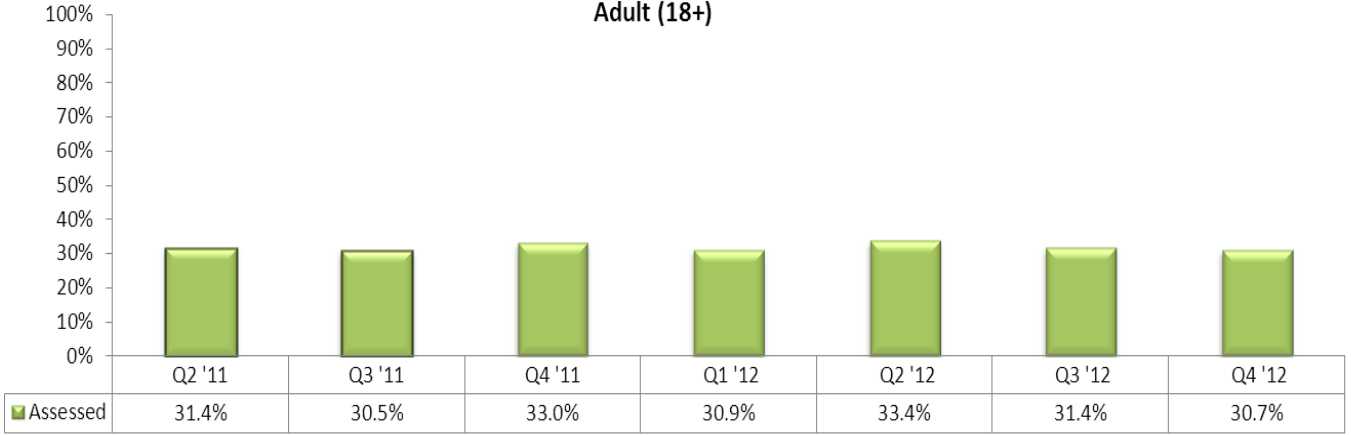
**18B MET - Provider Indicated Family/Significant Other is Involved
in Members Treatment/Recovery Plan:
Percent of Cases
Adult (18+)**



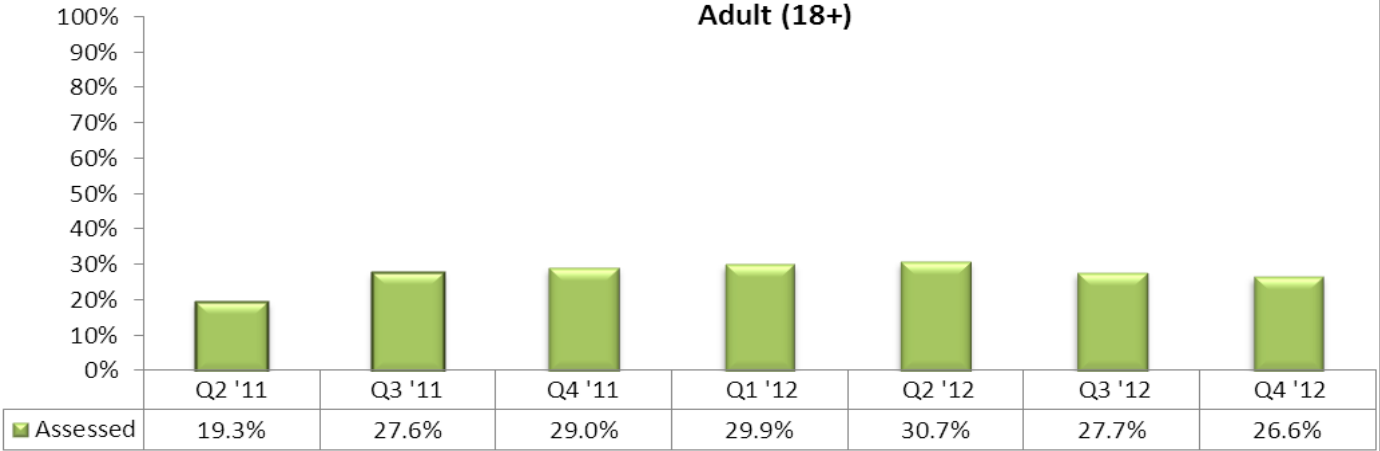
**18C AMD - Provider Indicated Family/Significant Other is Involved
in Members Treatment/Recovery Plan:
Percent of Cases
Adult (18+)**



**18A OTP - Members Assessed for Co-Occurring MH and SA Conditions:
Percent of Cases
Adult (18+)**



**18B MET - Members Assessed for Co-Occurring MH and SA Conditions:
Percent of Cases
Adult (18+)**



**18C AMD - Members Assessed for Co-Occurring MH and SA Conditions:
Percent of Cases
Adult (18+)**

