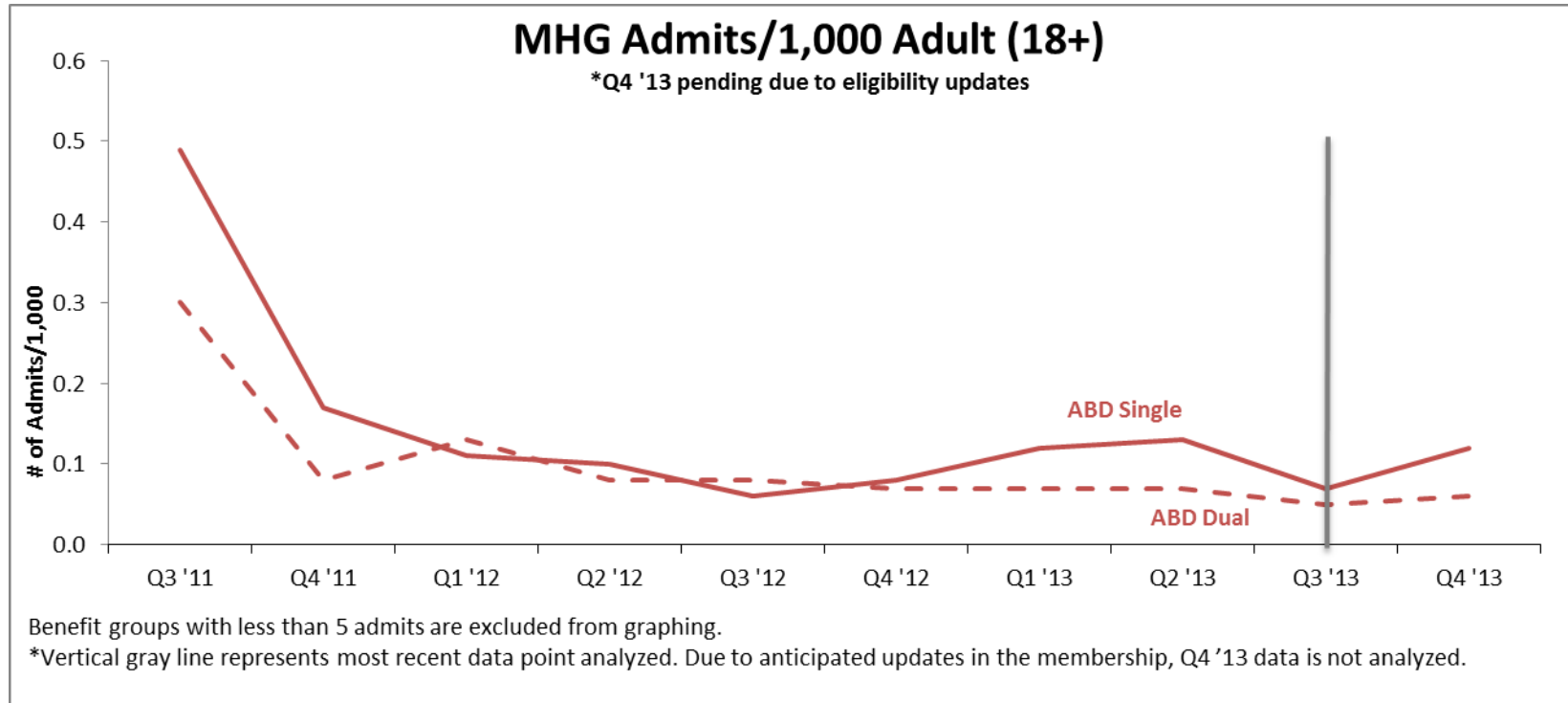


**ADULT APPENDIX**

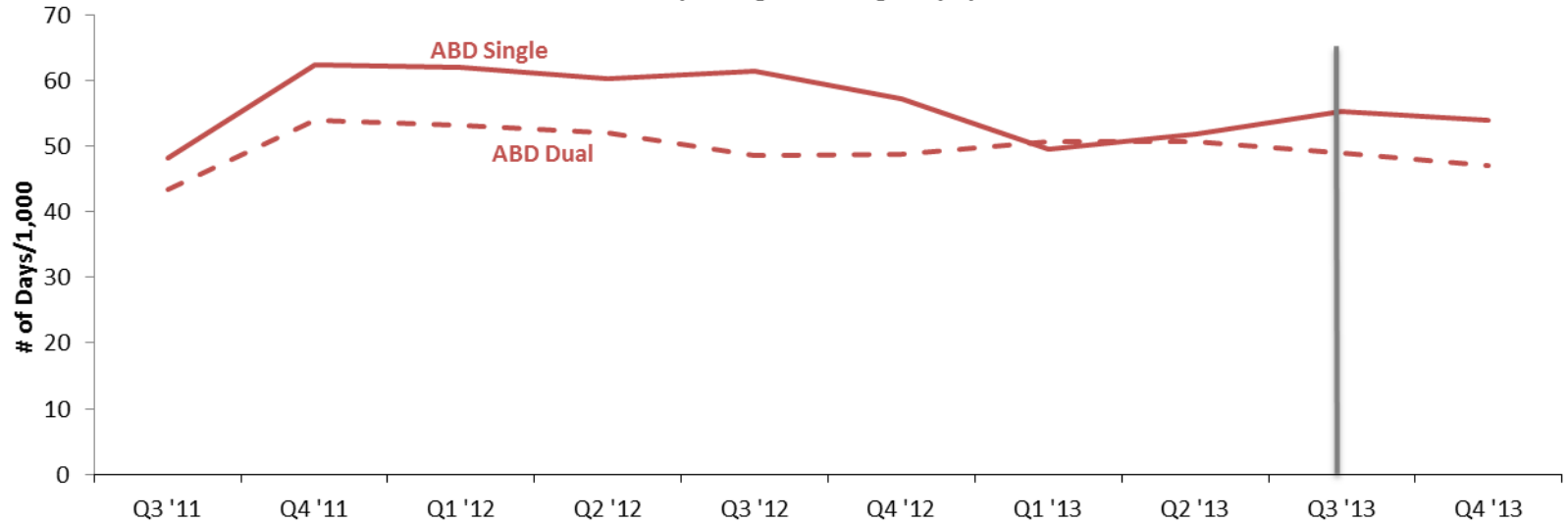
**MENTAL HEALTH GROUP HOME (MHG): 4A\_2**



<b>Admits/1,000</b>	Q3 '11	Q4 '11	Q1 '12	Q2 '12	Q3 '12	Q4 '12	Q1 '13	Q2 '13	Q3 '13	Q4 '13	<b>Number of Admits</b>	Q3 '11	Q4 '11	Q1 '12	Q2 '12	Q3 '12	Q4 '12	Q1 '13	Q2 '13	Q3 '13	Q4 '13	
CTOAK	0.00	0.00	0.00	0.00	0.00	0.00	0.00	0.00	0.00	0.00	CTOAK	-	-	-	-	-	-	-	-	-	-	-
HUSKY A (Family Dual)	0.00	0.00	0.00	0.00	0.00	0.00	0.00	0.00	0.00	0.00	HUSKY A (Family Dual)	-	-	-	-	-	-	-	-	-	-	-
HUSKY A (Family Single)	0.00	0.00	0.01	0.00	0.00	0.00	0.00	0.00	0.00	0.00	HUSKY A (Family Single)	-	1	3	-	-	-	-	-	-	-	-
HUSKY B	0.00	0.00	0.00	0.00	0.00	0.00	0.00	0.00	0.00	0.00	HUSKY B	-	-	-	-	-	-	-	-	-	-	-
HUSKY C (ABD Dual)	0.30	0.08	0.13	0.08	0.08	0.07	0.07	0.07	0.05	0.06	HUSKY C (ABD Dual)	45	12	19	12	12	11	11	10	8	9	
HUSKY C (ABD Single)	0.49	0.17	0.11	0.10	0.06	0.08	0.12	0.13	0.07	0.12	HUSKY C (ABD Single)	46	16	10	9	6	8	11	12	7	11	
HUSKY C (LTC Dual)	0.00	0.00	0.00	0.00	0.00	0.00	0.00	0.00	0.00	0.00	HUSKY C (LTC Dual)	-	-	-	-	-	-	-	-	-	-	
HUSKY C (LTC Single)	0.00	0.00	0.00	0.00	0.00	0.00	0.00	0.00	0.00	0.00	HUSKY C (LTC Single)	-	-	-	-	-	-	-	-	-	-	
HUSKY D (MLIA)	0.01	0.01	0.01	0.00	0.00	0.01	0.01	0.02	0.02	0.00	HUSKY D (MLIA)	3	2	2	-	1	4	3	7	5	1	
All Benefit Groups			0.03	0.02	0.02	0.02	0.02	0.03	0.02	0.02	All Benefit Groups	94	31	34	21	19	23	25	29	20	21	

## MHG Days/1,000 Adult (18+)

\*Q4 '13 pending due to eligibility updates

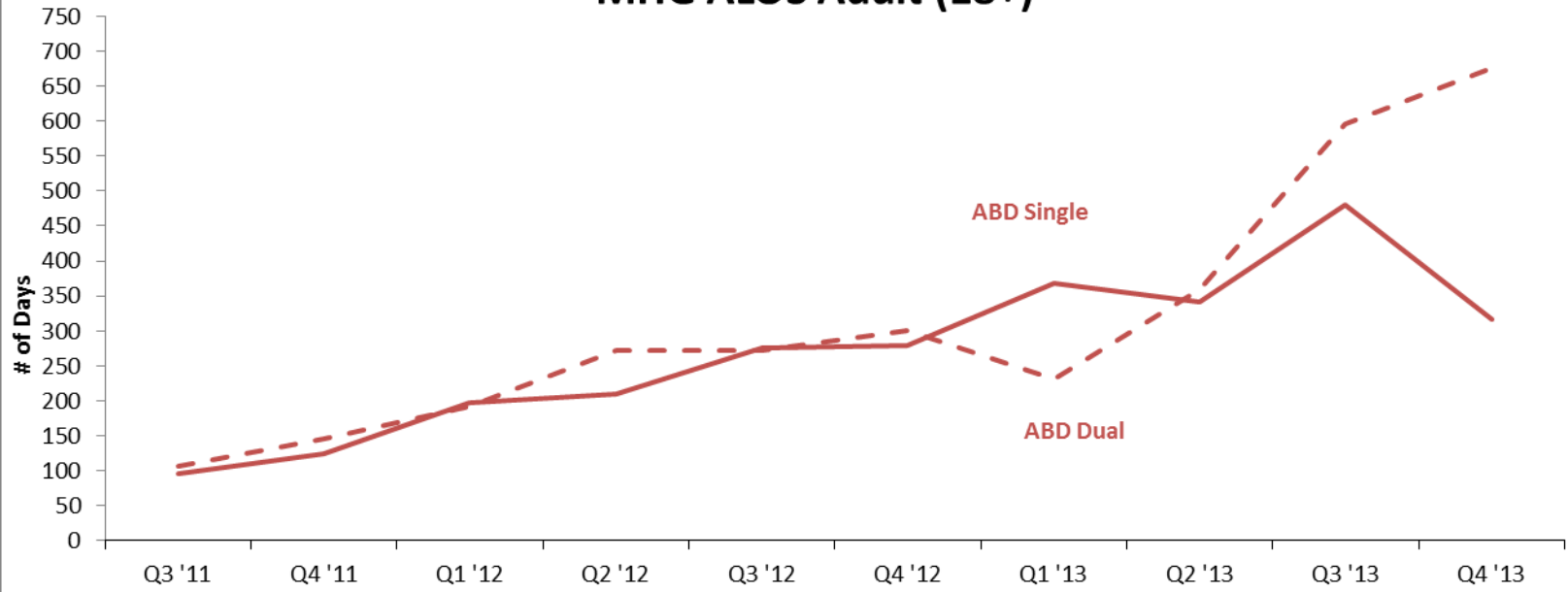


Benefit groups with less than 5 admits are excluded from graphing.

\*Vertical gray line represents most recent data point analyzed. Due to anticipated updates in the membership, Q4 '13 data is not analyzed.

<u>Days/1,000</u>	Q3 '11	Q4 '11	Q1 '12	Q2 '12	Q3 '12	Q4 '12	Q1 '13	Q2 '13	Q3 '13	Q4 '13	<u>Number of Cases</u>	Q3 '11	Q4 '11	Q1 '12	Q2 '12	Q3 '12	Q4 '12	Q1 '13	Q2 '13	Q3 '13	Q4 '13
CTOAK	0.00	0.00	0.00	0.00	0.00	0.00	0.00	0.00	0.00	0.00	CTOAK	-	-	-	-	-	-	-	-	-	-
HUSKY A (Family Dual)	0.00	0.00	0.00	0.00	0.00	0.00	0.00	0.00	0.00	0.00	HUSKY A (Family Dual)	-	-	-	-	-	-	-	-	-	-
HUSKY A (Family Single)	0.00	0.14	0.46	0.45	0.34	0.19	0.18	0.18	0.18	0.00	HUSKY A (Family Single)	-	1	4	3	2	1	1	1	1	1
HUSKY B	0.00	0.00	0.00	0.00	0.00	0.00	0.00	0.00	0.00	0.00	HUSKY B	-	-	-	-	-	-	-	-	-	-
HUSKY C (ABD Dual)	43.45	53.96	53.12	51.96	48.52	48.70	50.72	50.71	48.84	47.10	HUSKY C (ABD Dual)	90	96	102	100	94	93	94	96	88	88
HUSKY C (ABD Single)	48.16	62.42	61.99	60.20	61.46	57.09	49.53	51.86	55.30	53.83	HUSKY C (ABD Single)	70	79	75	70	71	68	64	66	62	68
HUSKY C (LTC Dual)	1.67	1.74	1.67	1.66	1.69	1.71	1.67	1.12	0.00	0.00	HUSKY C (LTC Dual)	1	1	1	1	1	1	1	1	-	-
HUSKY C (LTC Single)	0.00	0.00	0.00	0.00	0.00	0.00	0.00	0.00	0.00	0.00	HUSKY C (LTC Single)	-	-	-	-	-	-	-	-	-	-
HUSKY D (MLIA)	2.30	2.30	2.51	1.96	1.24	1.56	2.66	3.49	4.63	4.48	HUSKY D (MLIA)	9	9	8	8	5	8	10	16	19	17
All Benefit Groups			13.53	13.01	12.37	6.56	11.81	12.12	12.40	11.97	All Benefit Groups	170	186	190	182	173	171	170	180	170	174

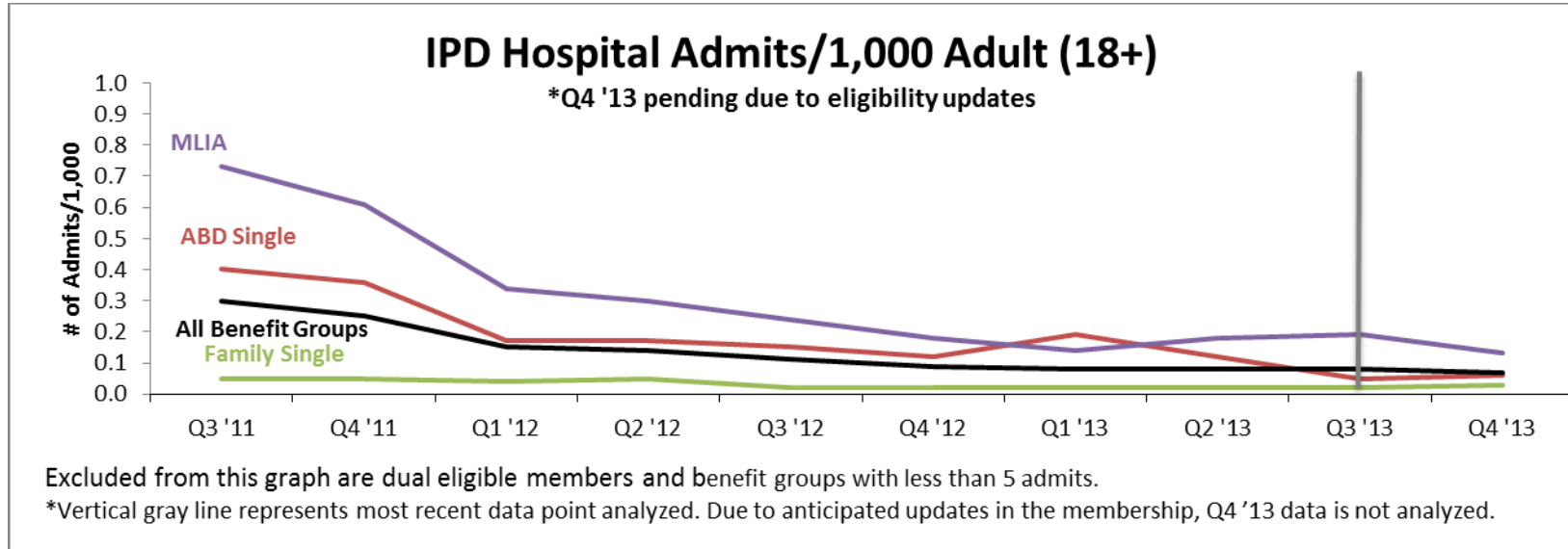
## MHG ALOS Adult (18+)



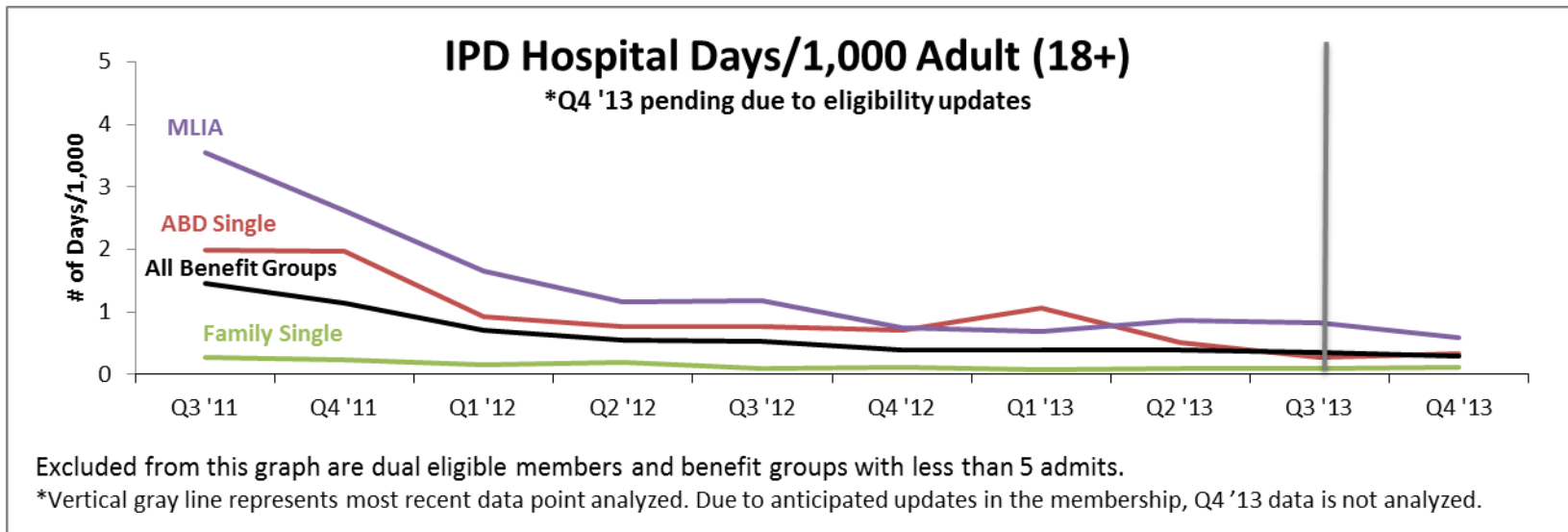
Benefit groups with less than 5 admits are excluded from graphing.

<b>ALOS</b>	Q3 '11	Q4 '11	Q1 '12	Q2 '12	Q3 '12	Q4 '12	Q1 '13	Q2 '13	Q3 '13	Q4 '13	<b>Number of Discharges</b>	Q3 '11	Q4 '11	Q1 '12	Q2 '12	Q3 '12	Q4 '12	Q1 '13	Q2 '13	Q3 '13	Q4 '13
CTOAK	0.00	0.00	0.00	0.00	0.00	0.00	0.00	0.00	0.00	0.00	CTOAK	-	-	-	-	-	-	-	-	-	-
HUSKY A (Family Dual)	0.00	0.00	0.00	0.00	0.00	0.00	0.00	0.00	0.00	0.00	HUSKY A (Family Dual)	-	-	-	-	-	-	-	-	-	-
HUSKY A (Family Single)	0.00	0.00	77.00	68.00	185.00	0.00	0.00	0.00	0.00	707.00	HUSKY A (Family Single)	-	-	1	1	1	-	-	-	-	1
HUSKY B	0.00	0.00	0.00	0.00	0.00	0.00	0.00	0.00	0.00	0.00	HUSKY B	-	-	-	-	-	-	-	-	-	-
HUSKY C (ABD Dual)	105.67	145.50	191.14	272.22	271.58	300.09	231.00	358.25	596.67	676.77	HUSKY C (ABD Dual)	6	12	14	18	12	11	8	16	9	13
HUSKY C (ABD Single)	95.14	123.21	196.43	208.60	275.18	279.64	367.30	341.36	480.60	316.25	HUSKY C (ABD Single)	7	14	14	5	11	14	10	11	5	12
HUSKY C (LTC Dual)	0.00	0.00	0.00	0.00	0.00	0.00	0.00	731.00	0.00	0.00	HUSKY C (LTC Dual)	-	-	-	-	-	-	-	1	-	-
HUSKY C (LTC Single)	0.00	0.00	0.00	0.00	0.00	0.00	0.00	0.00	0.00	0.00	HUSKY C (LTC Single)	-	-	-	-	-	-	-	-	-	-
HUSKY D (MLIA)	71.50	212.33	0.00	254.00	183.00	442.00	195.00	156.00	357.33	379.67	HUSKY D (MLIA)	2	3	-	4	1	1	1	2	3	3
All Benefit Groups			189.76	250.96	266.16	308.46	300.84	351.00	520.29	497.90	All Benefit Groups	15	29	29	28	25	26	19	30	17	29

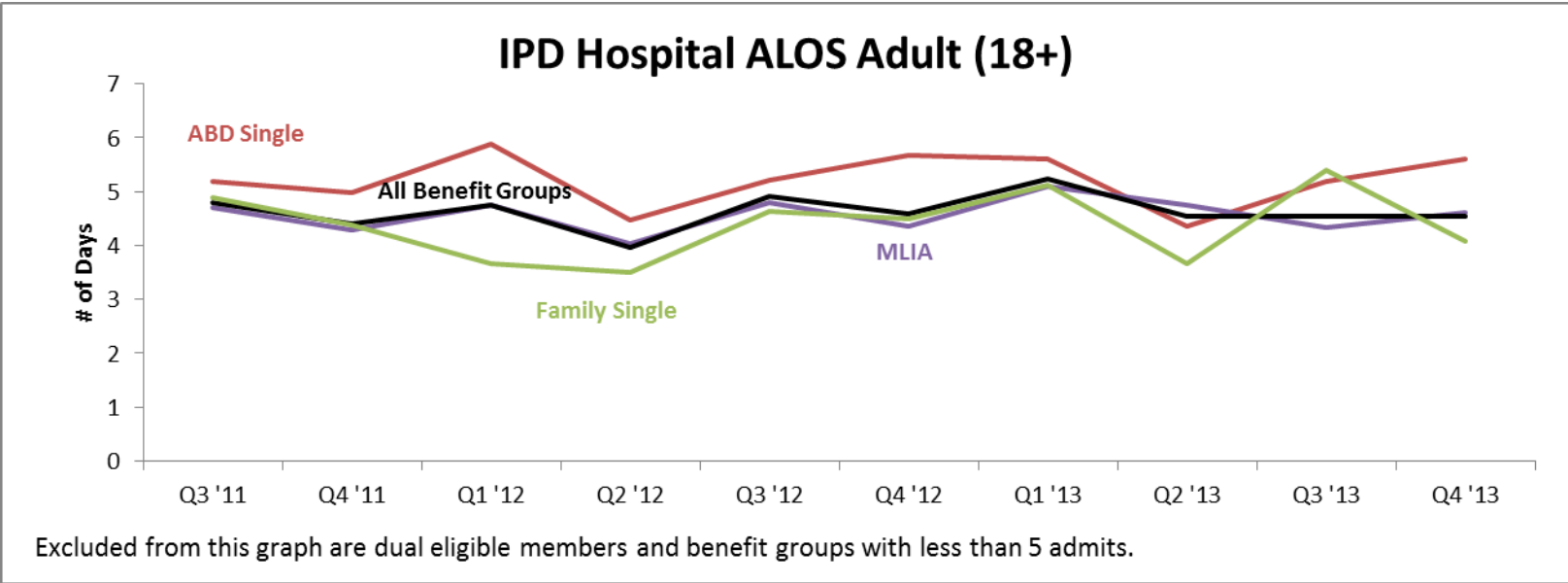
Inpatient Detoxification - Hospital (IPD): 4A\_2



Admits/1,000	Q3 '11	Q4 '11	Q1 '12	Q2 '12	Q3 '12	Q4 '12	Q1 '13	Q2 '13	Q3 '13	Q4 '13	Number of Admits	Q3 '11	Q4 '11	Q1 '12	Q2 '12	Q3 '12	Q4 '12	Q1 '13	Q2 '13	Q3 '13	Q4 '13
CTOAK	0.18	0.04	0.14	0.00	0.16	0.11	0.07	0.07	0.00	0.00	CTOAK	5	1	3	-	3	2	1	1	-	-
HUSKY A (Family Single)	0.05	0.05	0.04	0.05	0.02	0.02	0.02	0.02	0.02	0.03	HUSKY A (Family Single)	25	26	19	26	10	12	8	10	10	14
HUSKY B	0.00	0.00	0.00	0.00	0.00	0.00	0.00	0.00	0.00	0.00	HUSKY B	-	-	-	-	-	-	-	-	-	-
HUSKY C (ABD Single)	0.40	0.36	0.17	0.17	0.15	0.12	0.19	0.12	0.05	0.06	HUSKY C (ABD Single)	37	34	16	16	14	11	18	11	5	6
HUSKY C (LTC Single)	0.19	0.00	0.00	0.00	0.00	0.00	0.00	0.00	0.00	0.00	HUSKY C (LTC Single)	1	-	-	-	-	-	-	-	-	-
HUSKY D (MLIA)	0.73	0.61	0.34	0.30	0.24	0.18	0.14	0.18	0.19	0.13	HUSKY D (MLIA)	186	157	91	83	68	52	42	55	58	40
All Benefits Duals Removed	0.30	0.25	0.15	0.14	0.11	0.09	0.08	0.08	0.08	0.07	All Benefits Duals Removed	254	218	129	125	95	77	69	77	73	60

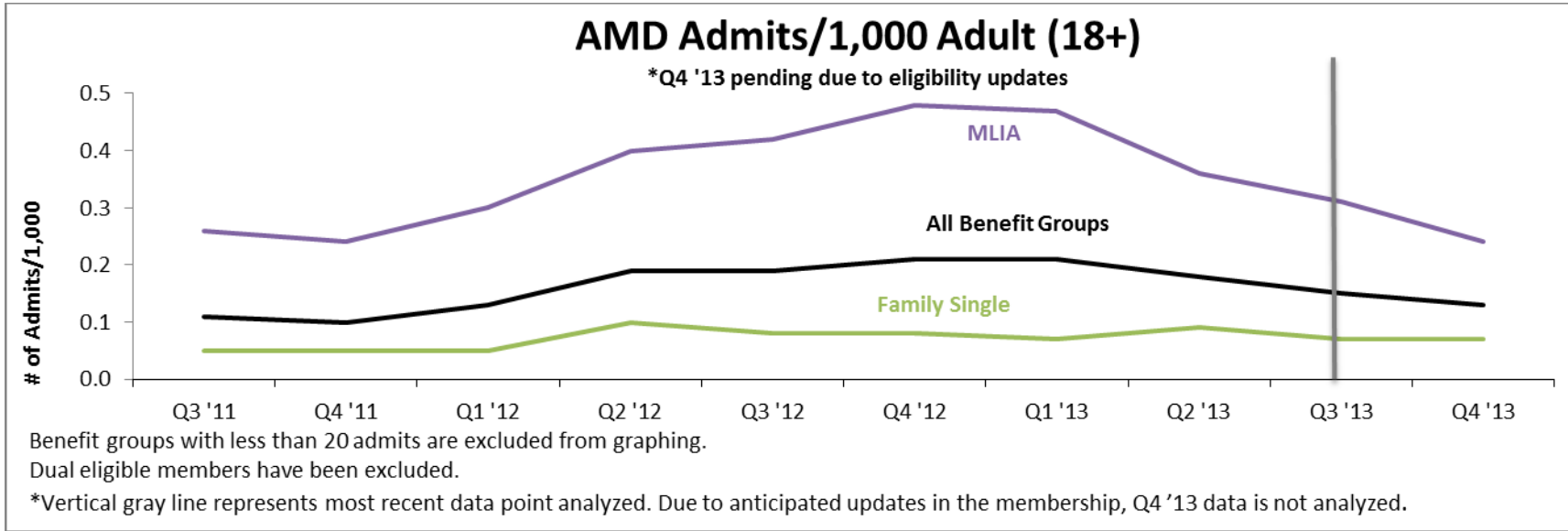


Days/1,000	Q3 '11	Q4 '11	Q1 '12	Q2 '12	Q3 '12	Q4 '12	Q1 '13	Q2 '13	Q3 '13	Q4 '13	Number of Cases	Q3 '11	Q4 '11	Q1 '12	Q2 '12	Q3 '12	Q4 '12	Q1 '13	Q2 '13	Q3 '13	Q4 '13
CTOAK	1.00	0.21	0.61	0.00	1.17	0.50	0.33	0.28	0.00	0.00	CTOAK	6	1	3	-	3	2	1	1	-	-
HUSKY A (Family Single)	0.27	0.24	0.15	0.19	0.10	0.11	0.08	0.09	0.09	0.12	HUSKY A (Family Single)	26	26	19	27	11	12	8	10	11	15
HUSKY B	0.00	0.00	0.00	0.00	0.00	0.00	0.00	0.00	0.00	0.00	HUSKY B	-	-	-	-	-	-	-	-	-	-
HUSKY C (ABD Single)	1.99	1.97	0.92	0.76	0.76	0.70	1.07	0.51	0.27	0.34	HUSKY C (ABD Single)	38	36	19	16	15	12	18	11	5	6
HUSKY C (LTC Single)	0.74	0.00	0.00	0.00	0.00	0.00	0.00	0.00	0.00	0.00	HUSKY C (LTC Single)	1	-	-	-	-	-	-	-	-	-
HUSKY D (MLIA)	3.55	2.63	1.66	1.17	1.18	0.75	0.69	0.86	0.82	0.59	HUSKY D (MLIA)	199	164	97	85	73	53	44	59	62	40
All Benefits Duals Removed	1.46	1.14	0.70	0.55	0.53	0.39	0.39	0.39	0.35	0.30	All Benefits Duals Removed	270	227	138	128	102	79	71	81	78	61



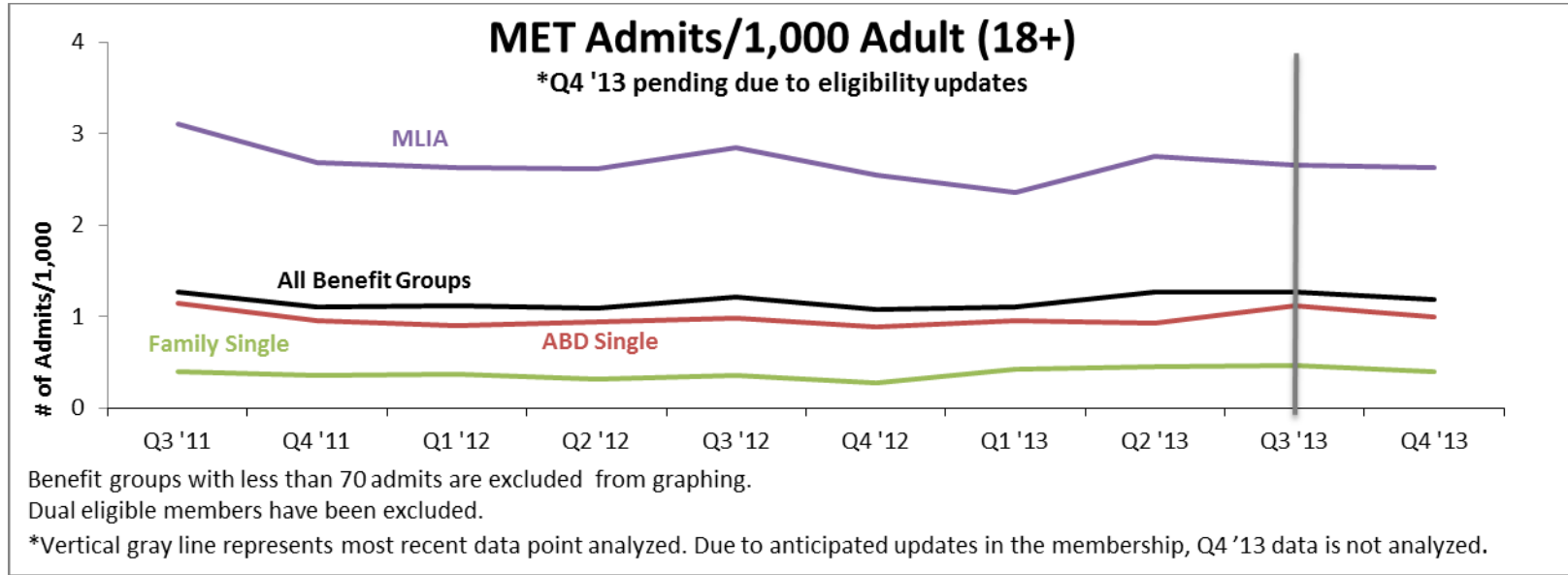
ALOS	Q3 '11	Q4 '11	Q1 '12	Q2 '12	Q3 '12	Q4 '12	Q1 '13	Q2 '13	Q3 '13	Q4 '13	Number of Discharges	Q3 '11	Q4 '11	Q1 '12	Q2 '12	Q3 '12	Q4 '12	Q1 '13	Q2 '13	Q3 '13	Q4 '13
CTOAK	5.00	5.00	4.33	0.00	7.33	4.50	5.00	4.00	0.00	0.00	CTOAK	6	1	3	-	3	2	1	1	-	-
HUSKY A (Family Single)	4.88	4.38	3.67	3.50	4.64	4.50	5.13	3.67	5.40	4.07	HUSKY A (Family Single)	26	26	18	26	11	12	8	9	10	15
HUSKY B	0.00	0.00	0.00	0.00	0.00	0.00	0.00	0.00	0.00	0.00	HUSKY B	-	-	-	-	-	-	-	-	-	-
HUSKY C (ABD Single)	5.19	4.97	5.89	4.47	5.21	5.67	5.61	4.36	5.20	5.60	HUSKY C (ABD Single)	36	33	19	15	14	12	18	11	5	5
HUSKY C (LTC Single)	4.00	0.00	0.00	0.00	0.00	0.00	0.00	0.00	0.00	0.00	HUSKY C (LTC Single)	1	-	-	-	-	-	-	-	-	-
HUSKY D (MLIA)	4.71	4.28	4.76	4.03	4.79	4.35	5.10	4.75	4.34	4.61	HUSKY D (MLIA)	192	158	95	80	72	51	40	55	62	38
All Benefits Duals Removed	4.80	4.40	4.76	3.97	4.91	4.58	5.24	4.55	4.53	4.55	All Benefits Duals Removed	261	218	135	121	100	77	67	76	77	58

Ambulatory Detox (AMD): 4A\_2



<u>Admits/1,000</u>	Q3 '11	Q4 '11	Q1 '12	Q2 '12	Q3 '12	Q4 '12	Q1 '13	Q2 '13	Q3 '13	Q4 '13	<u>Number of Admits</u>	Q3 '11	Q4 '11	Q1 '12	Q2 '12	Q3 '12	Q4 '12	Q1 '13	Q2 '13	Q3 '13	Q4 '13
CTOAK	0.00	0.00	0.00	0.00	0.00	0.00	0.00	0.00	0.00	0.00	CTOAK	-	-	-	-	-	-	-	-	-	-
HUSKY A (Family Single)	0.05	0.05	0.05	0.10	0.08	0.08	0.07	0.09	0.07	0.07	HUSKY A (Family Single)	24	23	26	47	41	40	35	44	37	33
HUSKY B	0.00	0.00	0.00	0.00	0.00	0.00	0.00	0.00	0.00	0.00	HUSKY B	-	-	-	-	-	-	-	-	-	-
HUSKY C (ABD Single)	0.06	0.00	0.07	0.08	0.11	0.13	0.13	0.12	0.03	0.10	HUSKY C (ABD Single)	6	-	7	7	10	12	12	11	3	9
HUSKY C (LTC Single)	0.00	0.00	0.00	0.00	0.00	0.00	0.00	0.00	0.00	0.00	HUSKY C (LTC Single)	-	-	-	-	-	-	-	-	-	-
HUSKY D (MLIA)	0.26	0.24	0.30	0.40	0.42	0.48	0.47	0.36	0.31	0.24	HUSKY D (MLIA)	66	62	80	111	121	140	142	110	98	74
All Benefits Duals Removed	0.11	0.10	0.13	0.19	0.19	0.21	0.21	0.18	0.15	0.13	All Benefits Duals Removed	96	85	113	165	172	192	189	165	138	116

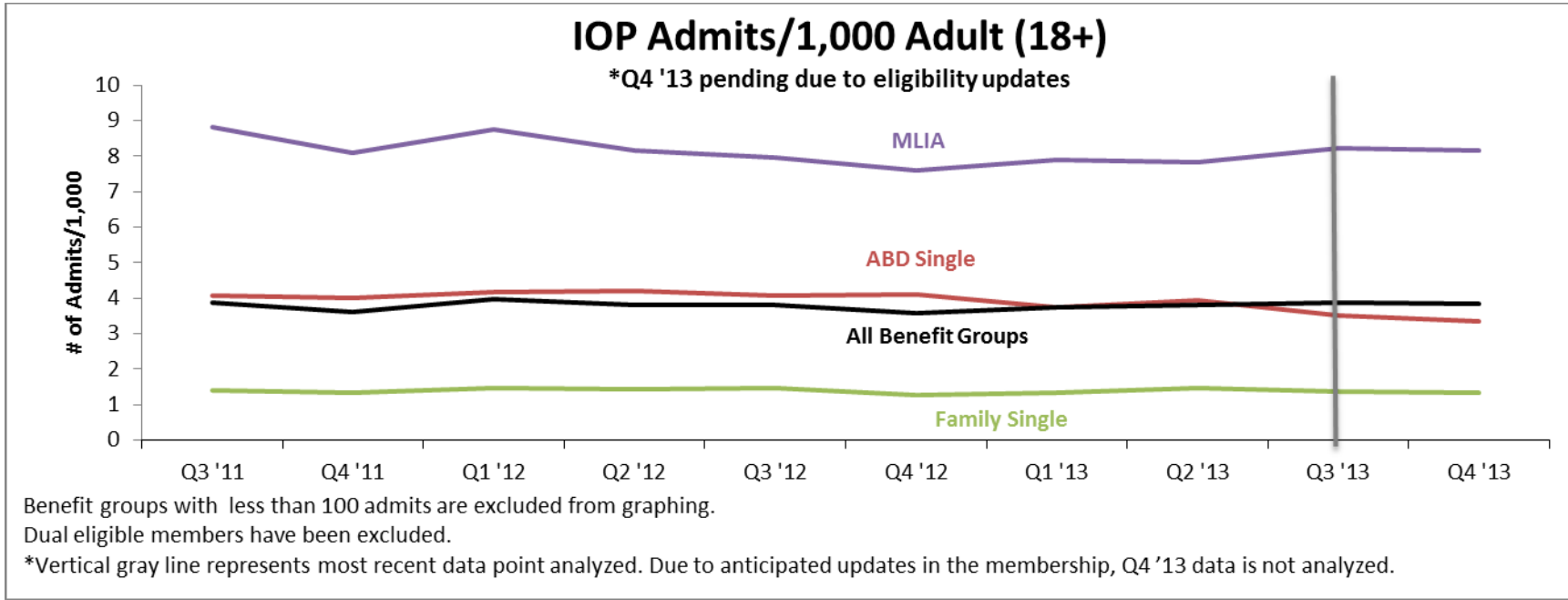
Methadone Maintenance (MET): 4A\_2



<u>Admits/1,000</u>	Q3 '11	Q4 '11	Q1 '12	Q2 '12	Q3 '12	Q4 '12	Q1 '13	Q2 '13	Q3 '13	Q4 '13	<u>Number of Admits</u>	Q3 '11	Q4 '11	Q1 '12	Q2 '12	Q3 '12	Q4 '12	Q1 '13	Q2 '13	Q3 '13	Q4 '13
CTOAK	0.00	0.00	0.00	0.00	0.00	0.00	0.00	0.00	0.00	0.00	CTOAK	-	-	-	-	-	-	-	-	-	-
HUSKY A (Family Single)	0.39	0.35	0.37	0.31	0.36	0.28	0.42	0.45	0.47	0.39	HUSKY A (Family Single)	184	169	178	148	173	139	210	225	234	194
HUSKY B	0.00	0.00	0.00	0.00	0.00	0.45	0.00	0.00	0.00	0.00	HUSKY B	-	-	-	-	-	1	-	-	-	-
HUSKY C (ABD Single)	1.14	0.96	0.90	0.94	0.98	0.89	0.95	0.93	1.11	0.99	HUSKY C (ABD Single)	106	91	85	88	92	84	90	88	105	93
HUSKY C (LTC Single)	0.00	0.16	0.00	0.00	0.00	0.19	0.00	0.20	0.00	0.00	HUSKY C (LTC Single)	-	1	-	-	-	1	-	1	-	-
HUSKY D (MLIA)	3.10	2.68	2.63	2.61	2.85	2.54	2.35	2.75	2.66	2.62	HUSKY D (MLIA)	787	689	701	721	821	748	707	851	831	811
All Benefits Duals Removed	1.26	1.10	1.11	1.09	1.21	1.07	1.10	1.26	1.26	1.19	All Benefits Duals Removed	1,077	950	964	957	1,086	973	1,007	1,165	1,170	1,098



Intensive Outpatient Services (IOP): 4A\_2

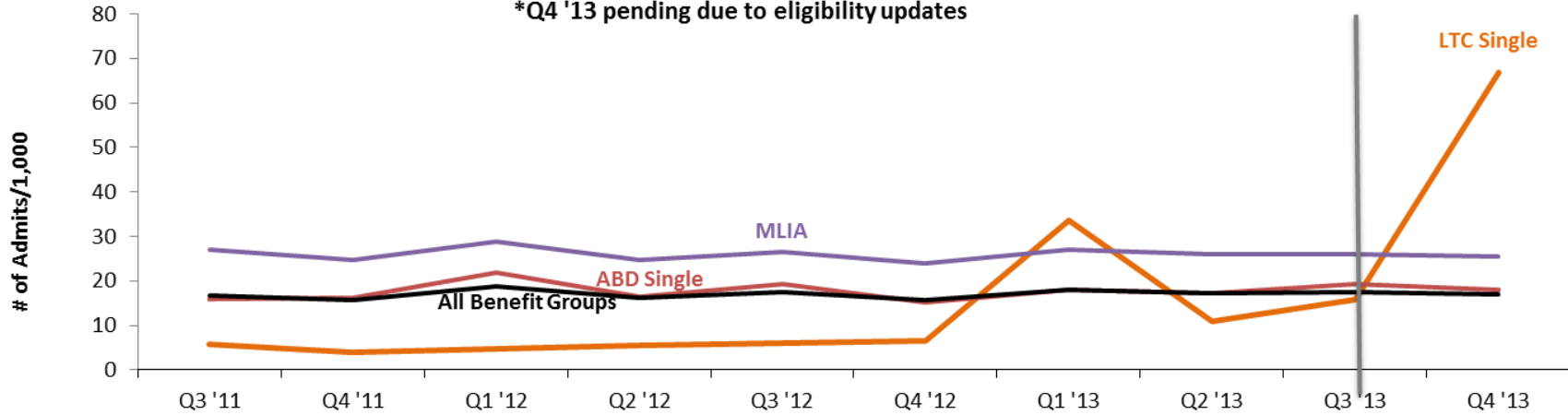


Admits/1,000	Q3 '11	Q4 '11	Q1 '12	Q2 '12	Q3 '12	Q4 '12	Q1 '13	Q2 '13	Q3 '13	Q4 '13	Number of Admits	Q3 '11	Q4 '11	Q1 '12	Q2 '12	Q3 '12	Q4 '12	Q1 '13	Q2 '13	Q3 '13	Q4 '13	
CTOAK	0.75	0.56	0.66	0.55	0.69	0.33	0.46	0.63	0.74	0.82	CTOAK	21	13	14	11	13	6	7	9	10	10	
HUSKY A (Family Single)	1.39	1.35	1.47	1.44	1.47	1.26	1.34	1.46	1.36	1.35	HUSKY A (Family Single)	656	642	706	699	713	619	664	732	680	675	
HUSKY B	1.96	1.23	1.26	1.29	1.78	1.34	0.47	2.35	0.00	0.46	HUSKY B	5	3	3	3	4	3	1	5	-	1	
HUSKY C (ABD Single)	4.07	4.00	4.17	4.19	4.06	4.11	3.74	3.95	3.50	3.35	HUSKY C (ABD Single)	380	380	394	391	381	388	353	375	332	316	
HUSKY C (LTC Single)	0.19	0.00	0.17	0.00	0.00	0.00	0.00	0.00	0.00	0.00	HUSKY C (LTC Single)	1	-	1	-	-	-	-	-	-	-	-
HUSKY D (MLIA)	8.83	8.08	8.75	8.14	7.96	7.60	7.88	7.81	8.22	8.17	HUSKY D (MLIA)	2,238	2,076	2,332	2,249	2,290	2,233	2,374	2,417	2,569	2,530	
All Benefits Duals Removed	3.87	3.62	3.96	3.80	3.80	3.59	3.73	3.82	3.87	3.83	All Benefits Duals Removed	3,301	3,114	3,450	3,353	3,401	3,249	3,399	3,538	3,591	3,532	

Outpatient Services (OTP): 4A\_2

OTP Admits/1,000 Adult (18+)

\*Q4 '13 pending due to eligibility updates

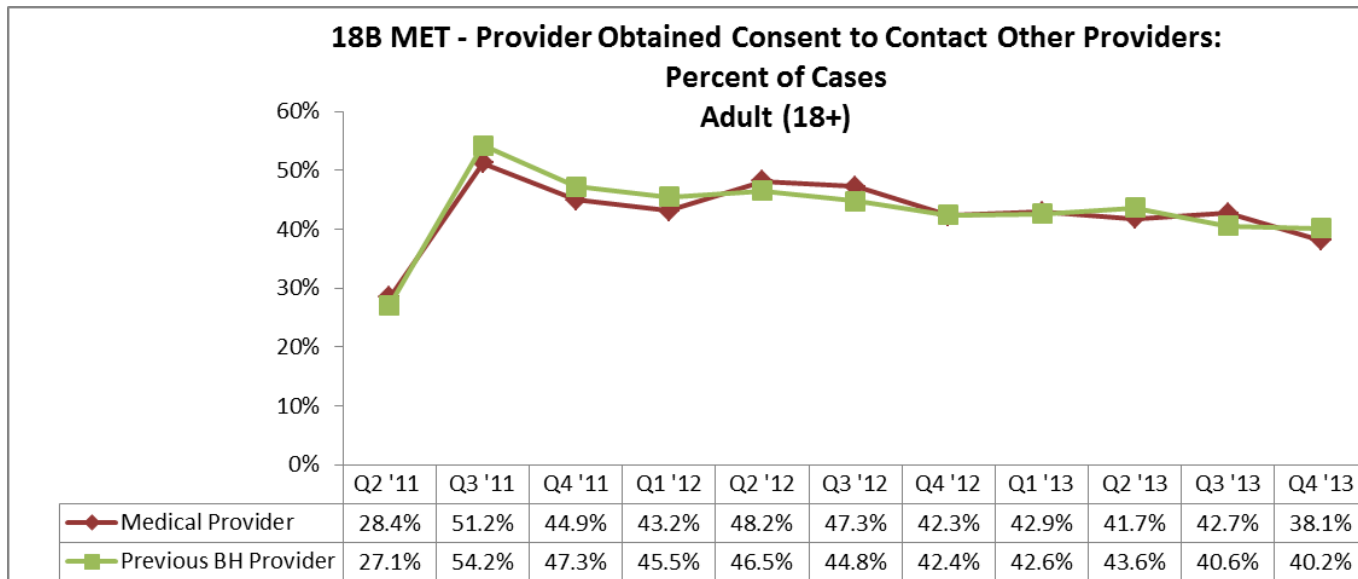
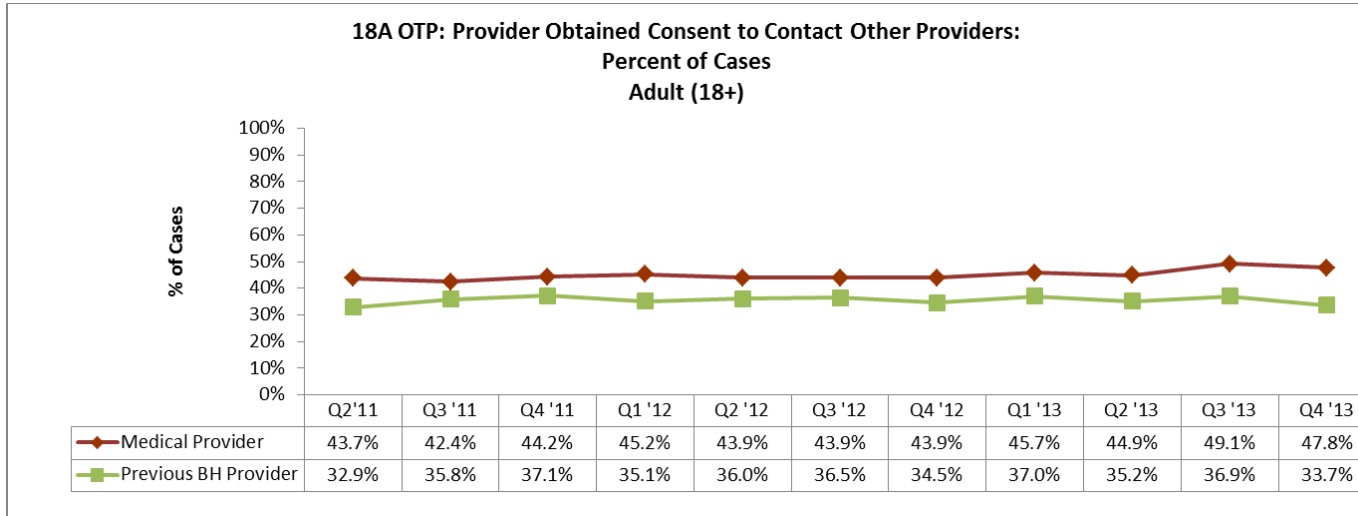


Excluded from this graph are dual eligible members and benefit groups with less than 100 admits.

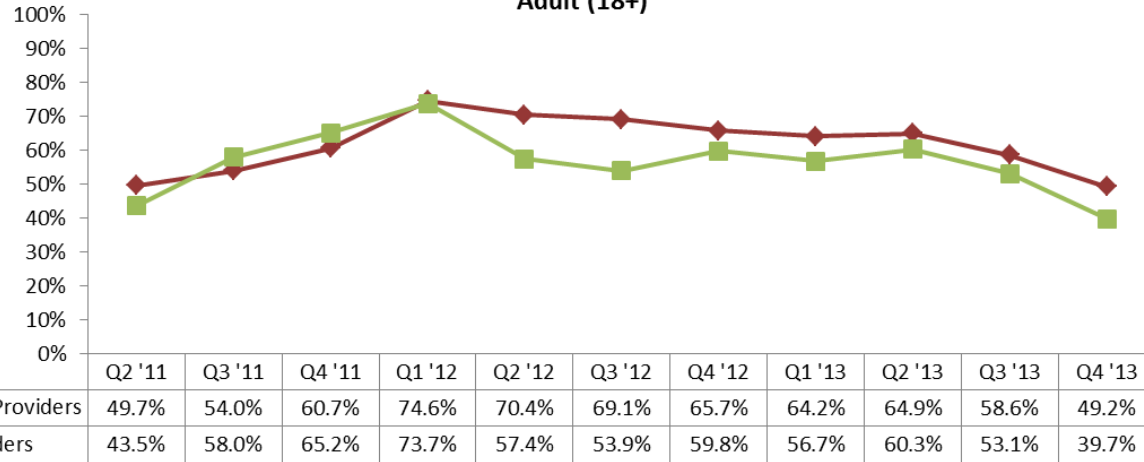
\*Vertical gray line represents most recent data point analyzed. Due to anticipated updates in the membership, Q4 '13 data is not analyzed.

<u>Admits/1,000</u>	Q3 '11	Q4 '11	Q1 '12	Q2 '12	Q3 '12	Q4 '12	Q1 '13	Q2 '13	Q3 '13	Q4 '13	<u>Number of Admits</u>	Q3 '11	Q4 '11	Q1 '12	Q2 '12	Q3 '12	Q4 '12	Q1 '13	Q2 '13	Q3 '13	Q4 '13
CTOAK	8.63	6.07	8.36	8.00	7.77	7.02	6.18	9.86	8.41	5.39	CTOAK	242	142	177	159	146	127	94	140	114	66
HUSKY A (Family Single)	11.87	11.18	13.30	11.72	12.20	11.46	12.59	12.27	12.14	11.38	HUSKY A (Family Single)	5,591	5,330	6,396	5,682	5,932	5,632	6,226	6,144	6,084	5,676
HUSKY B	10.22	8.60	10.91	12.95	11.11	9.35	9.81	9.87	10.34	6.85	HUSKY B	26	21	26	30	25	21	21	21	23	15
HUSKY C (ABD Single)	15.88	16.10	21.79	16.47	19.33	15.19	17.90	17.23	19.24	17.94	HUSKY C (ABD Single)	1,481	1,528	2,059	1,537	1,816	1,432	1,688	1,636	1,825	1,693
HUSKY C (LTC Single)	5.77	3.94	4.83	5.52	5.98	6.49	33.62	11.04	15.74	66.87	HUSKY C (LTC Single)	31	25	29	29	32	34	174	56	74	279
HUSKY D (MLIA)	26.99	24.76	28.91	24.77	26.62	23.86	27.12	26.10	26.12	25.59	HUSKY D (MLIA)	6,845	6,361	7,702	6,847	7,654	7,016	8,173	8,077	8,164	7,927
All Benefit Groups	16.65	15.58	18.81	16.20	17.45	15.76	17.95	17.35	17.53	16.99	All Benefit Groups	14,216	13,407	16,389	14,284	15,605	14,262	16,376	16,074	16,284	15,656

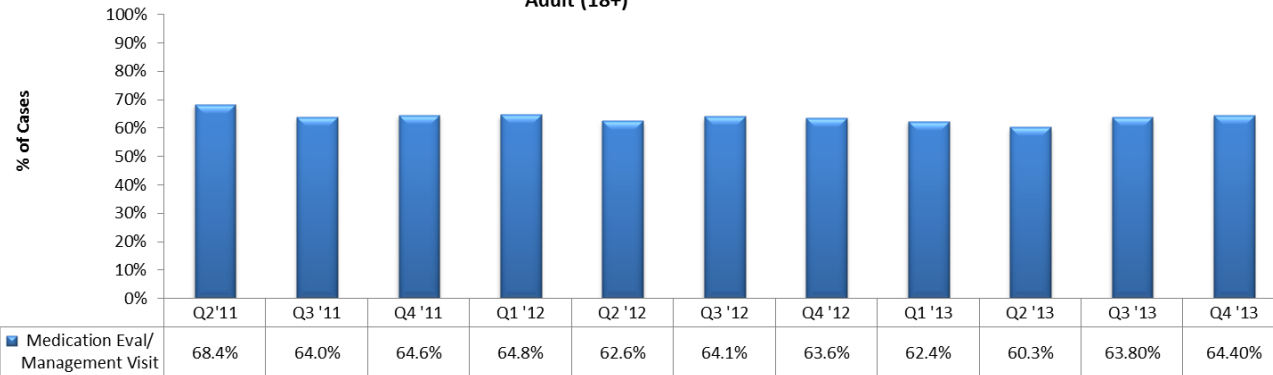
**Routine Outpatient, Methadone Maintenance and Ambulatory Detox: 18A-C**



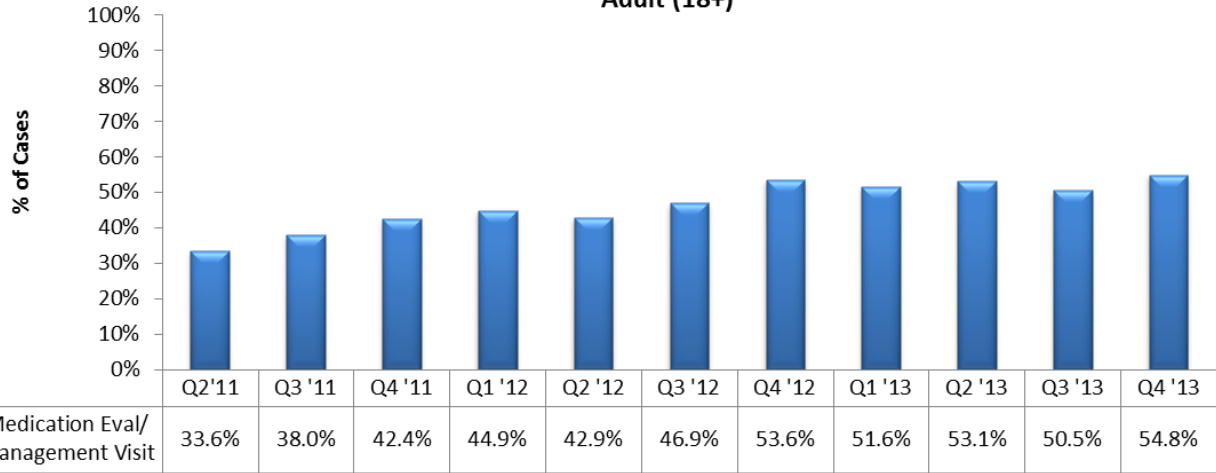
**18C AMD - Provider Obtained Consent to Contact Other Providers:  
Percent of Cases  
Adult (18+)**



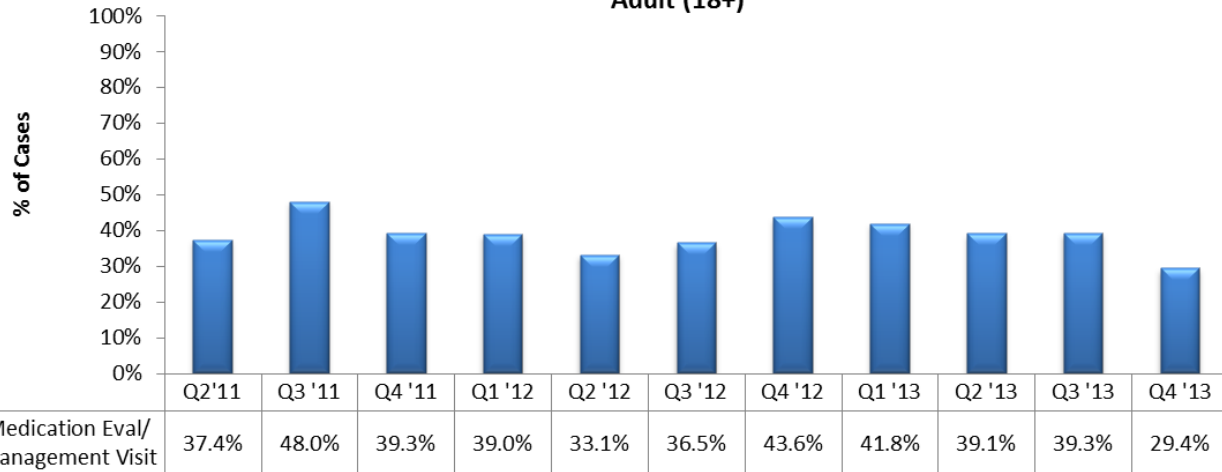
**18A OTP - Provider Indicated Need for Medication Eval/Management Visit:  
Percent of Cases  
Adult (18+)**

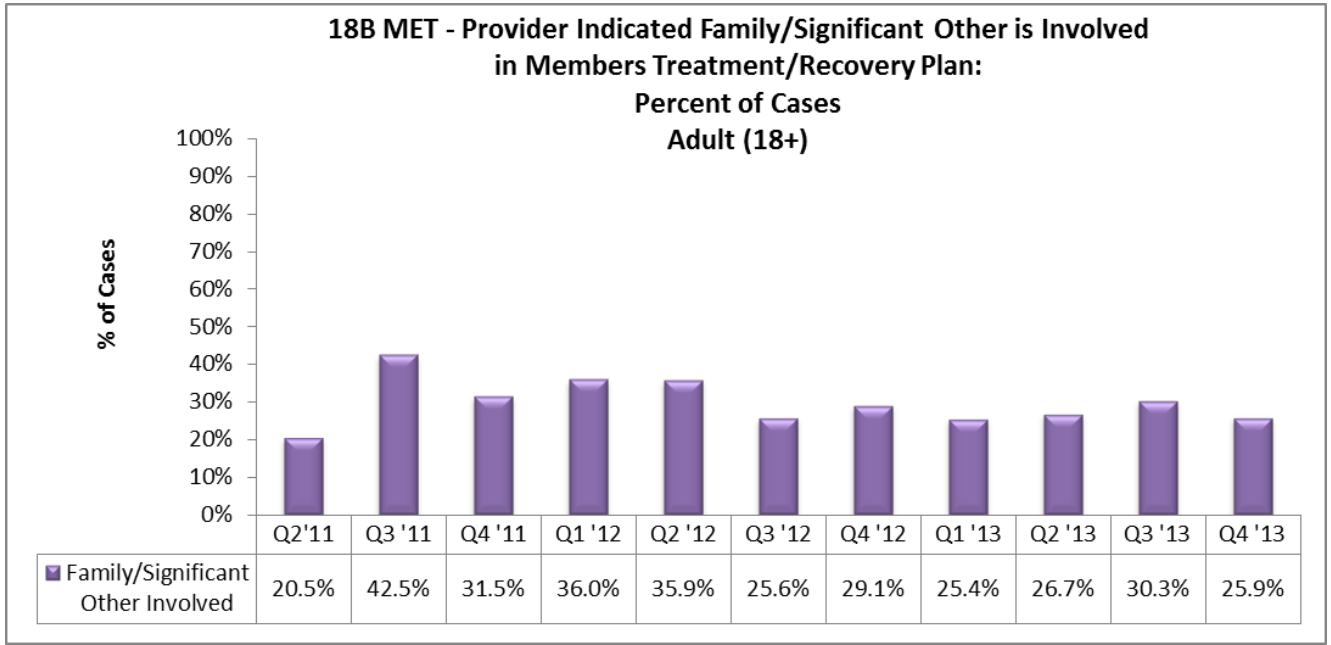
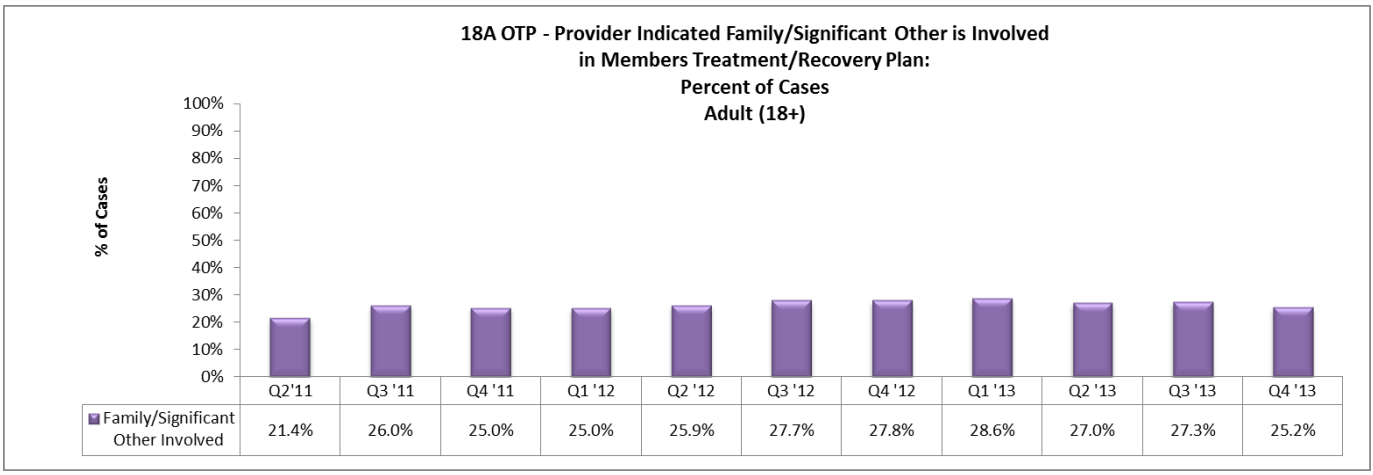


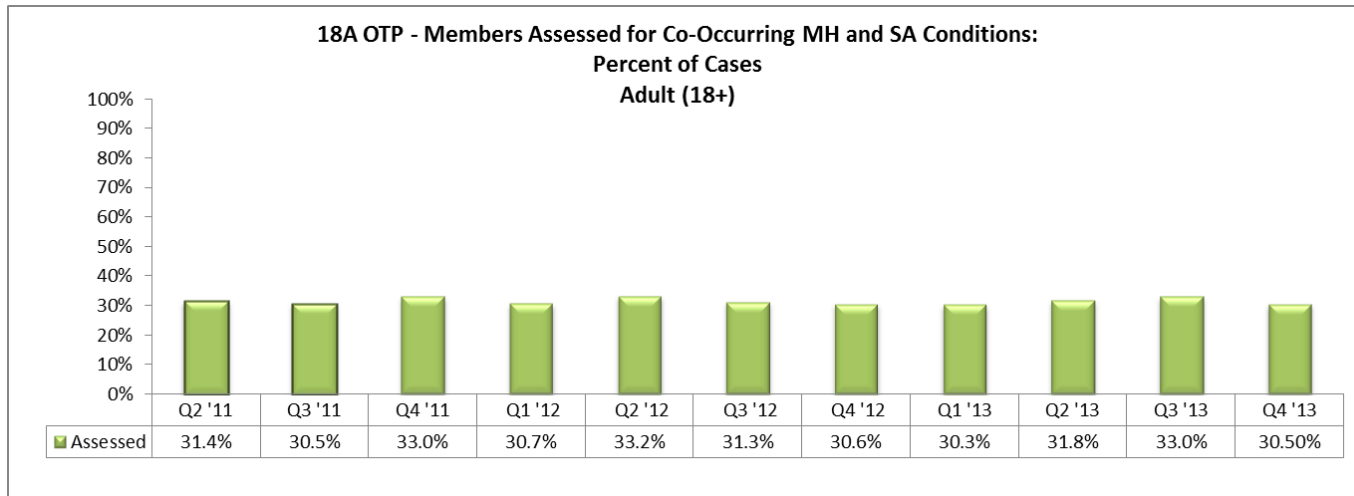
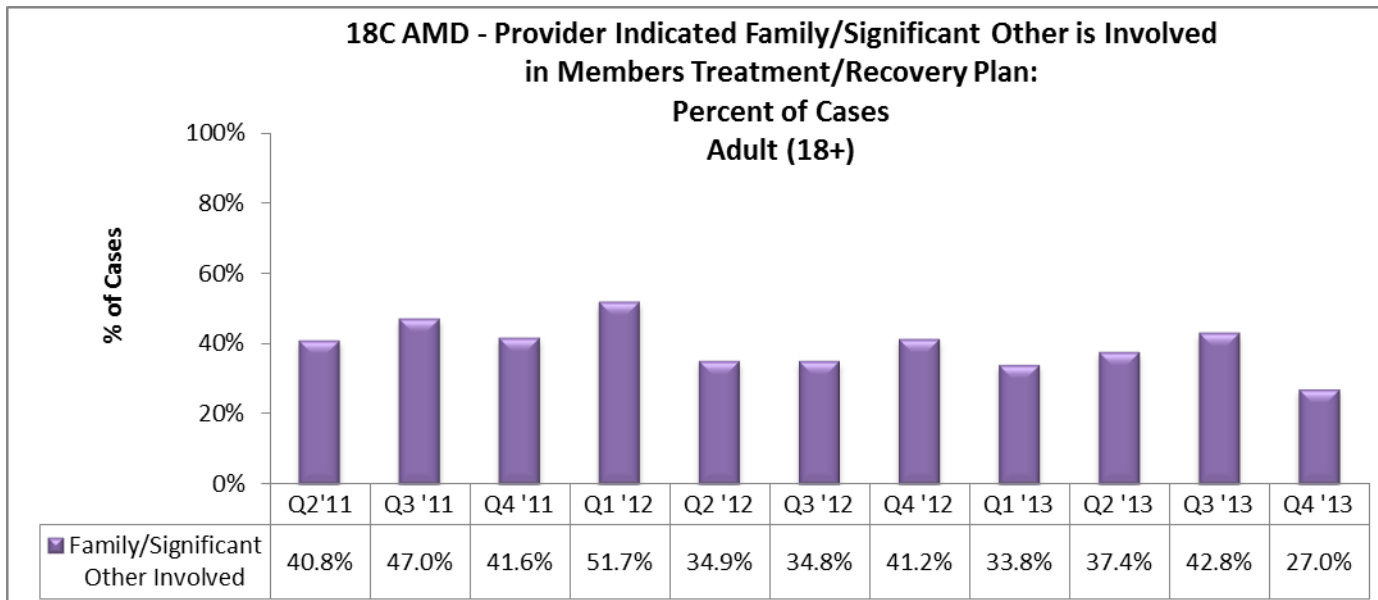
**18B MET - Provider Indicated Need for Medication Eval/Management Visit:  
Percent of Cases  
Adult (18+)**



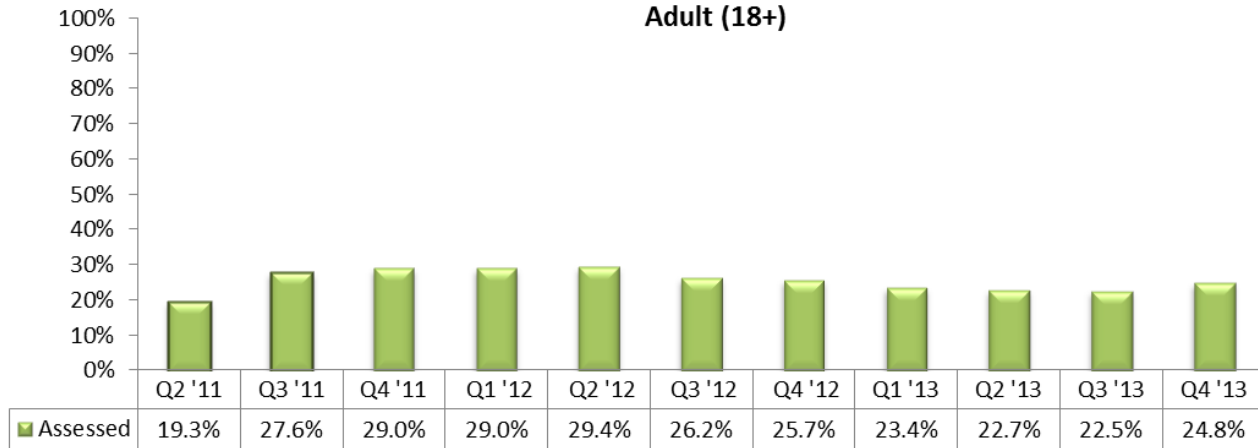
**18C AMD - Provider Indicated Need for Medication Eval/Management Visit:  
Percent of Cases  
Adult (18+)**







**18B MET - Members Assessed for Co-Occurring MH and SA Conditions:  
Percent of Cases  
Adult (18+)**



**18C AMD - Members Assessed for Co-Occurring MH and SA Conditions:  
Percent of Cases  
Adult (18+)**

